




SEMINOLE COUNTY
FLORIDA'S NATURAL CHOICE

SECOND PUBLIC HEARING

September 25, 2012



Budget Proposal for Fiscal Year 2012/13
Seminole County, Florida



SEMINOLE COUNTY

FLORIDA'S NATURAL CHOICE

COUNTY OFFICIALS

BOARD OF COUNTY COMMISSIONERS

BOB DALLARI
District 1

JOHN HORAN
District 2

DICK VAN DER WEIDE
District 3

CARLTON HENLEY
VICE CHAIRMAN
District 4

BRENDA CAREY
CHAIRMAN
District 5

APPOINTED OFFICIALS

JIM HARTMANN
County Manager

A. BRYANT APPEGATE
County Attorney

CONSTITUTIONAL OFFICERS

DONALD F. ESLINGER
Sheriff

RAY VALDES
Tax Collector

DAVID JOHNSON
Property Appraiser

MARYANNE MORSE
Clerk of the Circuit Court

MIKE ERTEL
Supervisor of Elections

Table of Contents

2ND PUBLIC HEARING

Procedures	1
Millage Rates	5
Proposed Budget by Fund	6
Adjustment Summary	9
Grant Carryforward	12

BUDGET SUMMARY

Countywide Budget Summary	13
Budget Assumptions	15
Countywide Sources of Funds	19
Countywide Summary of Sources.....	21
Countywide Budgetary Uses.....	26
Countywide Summary of Uses by Service Area / Program	28
Summary of Uses by Service Area / Object Classification.....	32
Countywide Transfer Summary	34
Countywide Summary of Reserves	35

AD VALOREM TAXES

Countywide Millage Summary	37
Five Year Gross Taxable Value Comparison Table.....	38
Residential Home Property Tax Comparison.....	39
Unincorporated Residential Home Property Tax Comparison.....	40

PERSONAL SERVICES

Overview	41
Countywide Position Summary.....	43
Position Count Changes – Five Year Summary.....	44
Position Changes Detail	45
Full Time Equivalent Changes – Detail	46
Eliminated / New Positions	47
Eliminated Positions Summary	48
Frozen / Reclassified Positions	50
Grant, Intern, & Temporary Positions.....	51
Program Staffing	52
Growth of County Population to Growth of BCC Employees	55
Overtime.....	56
Pay Bands.....	58

CAPITAL EQUIPMENT

Capital Equipment Summary	59
Fleet Equipment by Fund	60
Fleet Equipment by Department	61
Other Equipment by Fund.....	62
Other Equipment by Department	63

PROJECTS

Project Summary	65
Capital Projects by Department & Family	66
Operating Projects by Department	70
Projects by Fund.....	71

RESOLUTION

of the

SEMINOLE COUNTY BOARD OF COUNTY COMMISSIONERS

ADOPTING THE AD VALOREM TAX MILLAGE RATES FOR THE FISCAL YEAR COMMENCING OCTOBER 1, 2012; LEVYING SAID AD VALOREM TAXES ON ALL NONEXEMPT REAL AND PERSONAL PROPERTY IN THE COUNTY AS OF JANUARY 1, 2012 ACCORDING TO THE CERTIFIED TAX ROLL; AUTHORIZING THE RESOURCE MANAGEMENT DIRECTOR TO PROVIDE A CERTIFIED COPY OF THIS RESOLUTION TO THE PROPERTY APPRAISER, THE TAX COLLECTOR AND THE FLORIDA DEPARTMENT OF REVENUE; PROVIDING FOR AN EFFECTIVE DATE.

WHEREAS, the total valuation on property, both real and personal in Seminole County, Florida, subject to assessment for taxation to raise revenue for the Fiscal Year beginning October 1, 2012, and ending September 30, 2013, as reported by the Property Appraiser, of Seminole County, Florida in the certified Assessment Roll is \$23,692,619,334; and

WHEREAS, the Board of County Commissioners of Seminole County, Florida, pursuant to Section 200.065, Florida Statutes, held duly advertised public hearings on September 12, 2012 as to the tentative millage and fiscal year 2012-2013 budget and on September 25, 2012 as to fixing the final millage and approval of the final budget for fiscal year 2012-2013; and

WHEREAS, the Board of County Commissioners of Seminole County, Florida, in accordance with Chapters 129 and 200, Florida Statutes, as amended, is required at this time to fix ad valorem tax millage for County purposes as well as for special taxing units; and

WHEREAS, the proposed aggregate millage rate of \$6.5156 per \$1,000 valuation for countywide purposes and special taxing units represents a 2.14% decrease from the Certified Aggregate Rolled Back Rate of \$6.6583.

NOW, THEREFORE, BE IT RESOLVED by the Board of County Commissioners of Seminole County, Florida, in open meeting duly assembled at the County Services Building in Sanford, Seminole County, Florida, on the 25th day of September, 2012 as follows:

1. **ALL COUNTY PURPOSE NON-DEBT LEVIES. Seminole County General County Millage:** It is hereby determined and declared that a tax of \$4.8751 per \$1,000 valuation be levied, assessed and imposed for the tax year 2012, on all taxable property in Seminole County on the first day of January, 2012, lying and being within the boundaries of Seminole County, for the purpose of providing general governmental services to the citizens of Seminole County inclusive of payment of salaries and fees of officers and employees, to provide for law enforcement, operating and maintaining the County road system and to properly conduct the business of the County.

The millage rate of \$4.8751 per \$1,000 valuation for all County purpose non-debt levies is unchanged from the rate imposed for tax year 2011 and is 1.53% less than the certified rolled back millage rate of \$4.9508.

2. **ALL COUNTY PURPOSE DEBT LEVIES. Natural Lands/Trails Voted Debt:** It is hereby determined and declared that a tax of \$0.1700 per \$1,000 valuation be levied, assessed and imposed for the tax year 2012 on all taxable property in Seminole County on the first day of January, 2012 lying and being within the boundaries of Seminole County, for the purpose of meeting the current debt service obligations on the outstanding bonds heretofore issued for Natural Lands and Trails acquisition and capital improvement purposes as set forth in the Fiscal Year 2012-2013 budget.

3. **SPECIAL TAXING UNITS.**

A. **Seminole County Fire Protection District (MSTU):** It is hereby determined and declared that a tax of \$2.3299 per \$1,000 valuation be levied, assessed and imposed for the tax year 2012 on all taxable property lying within the boundaries of said Fire Protection District on the first day of January, 2012, for the purpose of providing fire/rescue services.

The millage rate of \$2.3299 per \$1,000 valuation for the Seminole County Fire Protection District (MSTU) levy is the same rate imposed for Fiscal Year 2011/12 and is 1.40% less than the certified rolled back millage rate of 2.3631 mills for the 2012 tax year.

B. **Seminole County Unincorporated Transportation District (MSTU):** It is hereby determined and declared that a tax of \$0.1107 per \$1,000 valuation be levied, assessed and imposed for the tax year 2012, on all taxable property lying within the boundaries of said Transportation District in the Seminole County on the first day of January, 2012, for the purpose of meeting the current expenses as estimated in the budget.

The millage rate of \$0.1107 per \$1,000 valuation for the Seminole County Unincorporated Transportation District (MSTU) levy is the same millage rate imposed for Fiscal Year 2011/12 and is 1.60% less than the certified rolled back millage rate of .1125 mills for the 2012 tax year.

4. The Property Appraiser of Seminole County, Florida, is hereby directed to assess all the foregoing taxes as fixed and levied by the Board of County Commissioners of Seminole County, Florida, upon the property and that he extend the taxes upon valuation of such property according to said millage as fixed and determined by the Board of County Commissioners of

Seminole County, Florida, on all property subject to taxation in the County, as the first day of January, 2012.

5. The County’s Resource Management Director is hereby directed to furnish to the Property Appraiser and the Tax Collector of Seminole County, Florida and the Florida Department of Revenue, full and complete copies of this Resolution.

6. The Clerk and Auditor of Seminole County, Florida, be notified of the amount to be apportioned to the different funds and accounts out of the total taxes levied for all purposes.

7. The Tax Collector of Seminole County, Florida, is hereby instructed and directed to collect the taxes in the same manner as other taxes are collected.

ADOPTED this 25th day of September, 2012 which shall be the effective date hereof.

ATTEST:

BOARD OF COUNTY COMMISSIONERS
SEMINOLE COUNTY, FLORIDA



By: _____
BRENDA CAREY, Chairman

MARYANNE MORSE
Clerk to the Board of
County Commissioners of
Seminole County, Florida

AWS/sjs
9/19/12
P:\Users\ssharrer\Resolutions\2012\2012-2013 Millage Resolution.doc

RESOLUTION

of the

SEMINOLE COUNTY BOARD OF COUNTY COMMISSIONERS

ADOPTING THE FINAL BUDGET FOR FISCAL YEAR 2012-2013 AFTER CONDUCTING DULY ADVERTISED PUBLIC HEARINGS IN CONNECTION THEREWITH; MAKING APPROPRIATIONS FOR SAID FISCAL YEAR ACCORDING TO THE ESTIMATES OF REVENUES AND EXPENDITURES FOR SEMINOLE COUNTY CONTAINED IN SAID BUDGET AS SET FORTH HEREIN AND PROVIDING AN EFFECTIVE DATE.

WHEREAS, the Fiscal Year 2012-2013 budget estimates of the revenues and expenditures of Seminole County, Florida, its Departments, Divisions and Districts have been prepared; and

WHEREAS, the Board of County Commissioners of Seminole County, Florida, pursuant to the requirements of Chapter 129 and Section 200.065, Florida Statutes, held duly advertised public hearings on September 12, 2012 as to the tentative millage and fiscal year 2011-2012 budget and on September 25, 2012 as to fixing the final millage and approval of the final budget for fiscal year 2012-2013;

NOW, THEREFORE, BE IT RESOLVED by the Board of County Commissioners of Seminole County, Florida:

1. That the Seminole County budget for Fiscal Year 2012-2013 showing a total of all sources of revenues of **\$780,208,704** and total uses of **\$780,208,704** all set forth in detail as to the several funds identified therein, be and the same is hereby approved, adopted and accepted as the Seminole County budget for the Fiscal Year commencing October 1, 2012 and ending on September 30, 2013 as follows:

Fund Description

Budget

GOVERNMENTAL FUNDS:

****General Fund**

00100 General Fund	240,691,242
00108 Facilities Maintenance	5,264,228
00109 Fleet Replacement	4,000,000
00111 Technology Replacement	1,250,000
00112 BCC Projects Fund	1,625,594
13000 Stormwater	1,197,775
13100 Economic Development	1,996,854
30600 Infrastructure Imp/Capital Projects Fund - GF	-
**Total General Fund	<u>256,025,693</u>

Restricted Funds

Operating Funds

00101 Police Education	244,528
10400 Building Program	2,290,971
11200 Fire Protection	75,808,634
11400 Court Technology Fee	1,300,000
12200 Arbor Violation Trust	10,000
12300 Alcohol/Drug Abuse	86,354
12302 Teen Court	403,748
12500 Enhanced 911	8,108,506
15000 Street Lighting MSBU	3,192,848
15100 Solid Waste MSBU	19,013,770



Transportation

10101 Transportation Trust	23,632,341
10102 Ninth-cent Fuel Tax	3,855,764
Sub-Total Transportation Trust Fund	<u>27,488,105</u>

Tourism

11000 Tourist Development - 3% Tax	9,089,145
11001 Tourist Development - 2% Tax	2,121,396
Sub-Total Tourism Fund	<u>11,210,541</u>

MSBU Program

16000 MSBU Program Operations	1,550,241
16005 MSBU Lake Mills	73,400
16006 MSBU Lake Pickett	170,390
16007 MSBU Lake Amory	9,090
16010 MSBU Cedar Ridge	49,862
16013 MSBU Howell Creek	9,120
16021 MSBU Lake Myrtle	7,860
16023 MSBU Lake Spring Wood	11,020
16024 MSBU Lake of the Woods	24,335
16025 MSBU Lake Mirror	19,080
16026 MSBU Spring Lake	73,935
16027 MSBU Springwood Waterway	19,915
16028 MSBU Lake Burkett/Martha	12,755
Sub-Total MSBU Program Fund	<u>2,031,003</u>

Restricted / Operating Funds **151,189,008**

Fund Description**Budget****Restricted Governmental Funds (continued)****Donation Funds**

00103 Natural Lands	937,167
60301 Leisure Services	7,821
60302 Public Safety	12,287
60303 Libraries - Designated	18,488
60304 Animal Services	111,295
60305 Historical Commission	10,248
60311 Seminole County Expressway Authority	37,789
Restricted / Donation Funds	1,135,095

Grant Funds

11901 Community Development Block Grant	4,244,330
11902 HOME Program Grant	2,971,598
11904 Emergency Shelter Grants	201,220
11905 Community Svc Block Grant	171,820
11909 Mosquito Control	18,500
11912 Public Safety Grants (State)	5,397
11915 Public Safety Grants (Federal)	108,112
11917 Leisure Services Grants (Federal)	19,995
11919 Community Service Grants	4,564,013
11920 Neighborhood Stabilization Program	5,074,151
12010 SHIP - Affordable Housing 09/10	112,367
12011 SHIP- Affordable Housing 10/11	89,912
12012 SHIP - Affordable Housing 11/12	531,543
Restricted / Grant Funds	18,112,958

Capital Funds*Infrastructure Sales Tax*

11500 Infrastructure Sales Tax - 1991	97,607,216
11541 Infrastructure Sales Tax - 2001	67,680,443
Sub-Total Infrastructure Sale Tax Fund	165,287,659

Transportation Impact Fee

12601 Arterial Transportation Impact Fee	(49,465,272)
12602 North Collector Transp Impact Fee	1,273,839
12603 West Collector Transp Impact Fee	(4,076,699)
12604 East Collector Transp Impact Fee	(1,763,323)
12605 South Central Collector Transp Impact Fee	(13,824,520)
Sub-Total Transportation Impact Fee Fund	(67,855,975)

00104 Boating Improvement	332,496
12801 Fire/Rescue-Impact Fee	2,642,480
12804 Library-Impact Fee	187,823
13300 17/92 Redevelopment	10,048,753
32100 Natural Lands/Trails Project	3,081,173
32200 Sales Tax Bond Proceeds - 2001	395,761

Restricted / Capital Funds	114,120,170
-----------------------------------	--------------------

Fund Description

Budget

Restricted Governmental Funds (continued)

Debt Service Funds

21200 General Revenue Debt	1,598,758
21300 County Shared Revenue Debt	2,000,000
22100 Limited General Obligation Bonds	4,467,959
22500 Sales Tax Revenue Bonds	5,378,299

Restricted / Debt Service Funds 13,445,016

Total Restricted Funds 298,002,247

TOTAL GOVERNMENTAL FUNDS 554,027,940

PROPRIETARY FUNDS:

Enterprise Funds

Water & Sewer

40100 Water And Sewer Operating	77,482,617
40102 Water Connection Fees	1,174,082
40103 Sewer Connection Fees	9,723,848
40105 Water and Sewer Bonds, Series 2006	1,079,215
40106 Water and Sewer Bonds, Series 2010	3,860,947
40107 Water & Sewer Debt Service Reserve	18,150,792
40108 Water and Sewer (Operating) Capital Fund	22,443,919
Sub-Total Water & Sewer Fund	<u>133,915,420</u>

Solid Waste

40201 Solid Waste	38,872,477
40204 Landfill Closure Escrow	16,893,028
Sub-Total Solid Waste Fund	<u>55,765,505</u>

Total Enterprise Funds 189,680,925

Internal Service Funds

50100 Property/Liability Insurance	7,953,652
50200 Workers' Compensation Insurance	6,952,091
50300 Health Insurance	21,594,096

Total Internal Service Funds 36,499,839

TOTAL PROPRIETARY FUNDS 226,180,764

GRAND TOTAL ALL FUNDS \$ 780,208,704

2. That all sections or parts of sections of all resolutions in conflict herewith be and the same are hereby repealed to the extent of such conflict.

3. This Resolution shall take effect immediately upon its adoption by the Board of County Commissioners.

ADOPTED this 25th day of September, 2012.

ATTEST:

BOARD OF COUNTY COMMISSIONERS
SEMINOLE COUNTY, FLORIDA

MARYANNE MORSE
Clerk to the Board of
County Commissioners of
Seminole County, Florida

By: _____
BRENDA CAREY, Chairman

AWS/sjs
9/19/12
P:\Users\ssharrer\Resolutions\2012\2012-2013 Budget Resolution 9-19-12.doc





SEMINOLE COUNTY
SECOND PUBLIC HEARING PROCEDURES
FISCAL YEAR 2012/13 TENTATIVE BUDGET
TUESDAY, SEPTEMBER 25, 2012 - 7:00 P.M.

OVERVIEW

The levy of ad valorem taxes and the adoption of the County's annual budget are governed by Florida Statutes Chapters 129 (County Annual Budget) and 200 (Determination of Millage). The statutes outline the budget process as required by state law beginning with the certification of taxable value by the Property Appraiser on July 1st; followed by the presentation of the County Manager's recommended budget to the Board of County Commissioners (the "Board") by July 15th. Before August 4th the Board sets the proposed millage rates to be utilized by the Property Appraiser in preparation of the Notice of Proposed Property Taxes (TRIM Notice). The Board holds work sessions to discuss the budget; making adjustments as deemed necessary.

Pursuant to Florida Statutes, the County must hold two public hearings before adopting its final millage rates and annual budget. The hearings are primarily for the purpose of hearing requests and comments from the public regarding the budgets and the proposed tax levies and for explaining the budget. The first substantive issue required to be discussed at the hearings is the percentage increase in millage over the rolled-back rate necessary to fund the budget and the reason for the increase. Additionally, the Board shall hear and address public comment and questions regarding the millage rates and budget prior to taking any action.

The **first public hearing** is advertised through the TRIM Notice that is sent to all ad valorem taxpayers of the County. The hearing is held to discuss the proposed budget and the proposed millage rates. The proposed millage rates adopted at the first public hearing cannot be increased above the TRIM rates previously certified to the Property Appraiser without a second tax notice being sent by first class mail to each taxpayer.

After the first public hearing, the County must publish an advertisement in a newspaper of general circulation within the County stating its intent to adopt a final millage and budget. The advertisement summarizes the tentative budget, identifies any proposed change in ad valorem taxes and notifies taxpayers of the second public hearing to adopt final millage rates and the final budget for the upcoming fiscal year.

The final budget and millage levies are adopted by resolution at the **second public hearing**. This hearing is held to discuss the tentative budget and millage rates before final adoption. At the second public hearing, the Board may adjust the tentative budget prior to final adoption, but in no event can the millage rates be increased from what was advertised.

Upon final adoption, a copy of the completed resolution adopting the final millage is forwarded within three days to the Property Appraiser, the Tax Collector, and the Department of Revenue. Final certification of compliance with the provisions of Chapter 200, Florida Statutes is filed with the State within thirty days of the final public hearing to adopt the County millage and budget.

SECOND PUBLIC HEARING

During the public hearing the County will:

- Discuss the tentative operating millage levies and rolled-back rate.
- Hear comments and answer questions from the public regarding the tentative millage rates and budget.
- Prior to conclusion of the hearing, the Board must complete the following steps:
 - a. amend the tentative budget, if necessary;
 - b. recompute its tentative millage rates, if necessary;
 - c. publicly announce the percent by which the (recomputed) tentative millage rates are above or below the rolled-back rate; and
 - d. adopt the final millage rates and budget, in that order.

Public Hearing: Meeting Called to Order

Before officially beginning the Public Hearing, the **Chairman** may wish to remind the public of the following:

- 1) The Board of County Commissioners does not have any control over the tax levies and budgets of the School Board, the Water Management District, or any of the seven cities in Seminole County.
- 2) Questions regarding property assessed valuation should be addressed to the Property Appraiser.
- 3) The Board of County Commissioners has limited authority over the budgets of Constitutional Officers of the County (Clerk of the Circuit Court, Property Appraiser, Sheriff, Supervisor of Elections and Tax Collector):
 - a) The Clerk of the Circuit Court's budget is reviewed and approved pursuant to Florida Statutes, with the exception of Board Records and Finance, which is submitted to the Board of County Commissioners;
 - b) The Property Appraiser and Tax Collector budgets are reviewed and approved by the State Department of Revenue (Section 195.087, Florida Statutes);
 - c) The Sheriff has the right to appeal any decision regarding his budget to the Governor and Cabinet (Section 30.49, Florida Statutes).

Public Hearing - Script

1) PURPOSE OF HEARING

Chairman: “This is a public hearing for the purpose of hearing public comments regarding the tentative millage rates and budget, amending the budget as desired by the Board, and adopting the final millage rates and County budget for fiscal year 2012/13 as required by Florida law. A “Notice of Public Hearing” and “Budget Summary” advertisement announcing Seminole County’s intent to adopt its final FY 2012/13 millage rates and budget was advertised in the Seminole Section of the Orlando Sentinel Newspaper on Thursday, September 20, 2012”

2) PRESENTATION OF TENTATIVE BUDGET

Chairman: “At this time I will request that the County manager and staff discuss the tentative millage rates and budget for fiscal year 2012/13.”

[Staff Discussion]

- A. Budget Overview
- B. Millage Rates
- C. Proposed Budget Adjustments

3) PUBLIC COMMENT

Chairman: “We will now hear public comments regarding the tentative millage rates and budget.”

[Public Comment]

4) BOARD DISCUSSION

After hearing public comments, the Chairman opens the floor for discussion by the Board of County Commissioners.

Chairman: “The meeting will now be closed to public comment and open for Board of County Commissioners discussion.”

[Board Discussion]

5) ESTABLISHMENT OF MILLAGE RATES

The Chairman entertains motions to set the millage rates for FY 2012/13 by tax district.

MOTION #1: Motion to adopt the FY 2012/13 *General Countywide ad valorem* tax rate of 4.8751 mills.

MOTION #2: Motion to adopt the FY 2012/13 *Fire MSTU ad valorem* tax rate of 2.3299 mills.

MOTION #3: Motion to adopt the FY 2012/13 *Unincorporated Road MSTU ad valorem* tax rate of 0.1107 mills.

MOTION #4: Motion to adopt the FY 2012/13 *Voted Debt Service ad valorem* tax rate of 0.1700 mills.

If changes are approved, the Chairman should consider whether a break is necessary to allow time for staff to make necessary changes to the budget based on established millage rates. Staff should be asked to summarize the changes immediately following the break.

6) STATUTORY ANNOUNCEMENT OF MILLAGE RATES

Chairman: “Staff will now read the established millage rates into the public record.”

- A. Staff announces by tax district, the approved ad valorem tax rate, the rolled-back rate, the percent change from the rolled-back rate, and the reason for the increase, if any.
 - 1. BCC Countywide Millage
 - 2. Fire MSTU Millage
 - 3. Unincorporated Roads MSTU Millage
 - 4. Voted Debt Service Millage
- B. Staff announces the aggregate millage rate and the percent increase/decrease over/under the aggregate rolled-back millage rate.

7) ADOPTION OF MILLAGE LEVY RESOLUTION

The Chairman entertains a motion to approve the FY 2012/13 Millage Levy Resolution.

MOTION #5: Motion to adopt the Millage Levy Resolution for Fiscal Year 2012/13 inclusive of the millage rates announced.

8) BOARD APPROVAL OF BUDGET ADJUSTMENTS

The Chairman entertains a motion to approve the budget adjustments as detailed inclusive of any BCC changes approved during the public hearing.

MOTION #6: Motion to approve budget adjustments to the FY 2012/13 Tentative Budget totaling \$13,700,842.

9) ADOPTION OF BUDGET RESOLUTION

The Chairman entertains a motion to approve the FY 2012/13 Budget Resolution.

MOTION #7: Motion to adopt the Budget Resolution for Fiscal year 2012/13.

10) ADJOURN PUBLIC HEARING

The **Chairman** then closes the public hearing.

Tentative Millage Rates

Certified rolled-back millage rates, tentative millage rates and percentage increase/decrease over rolled-back millage rates for each millage levy of Seminole County Government are summarized in the following table:

	CURRENT FY 2011/12 MILLAGE	ROLLED- BACK FY2012/13 MILLAGE	TENTATIVE FY2012/13 MILLAGE	% INCREASE OVER ROLLED- BACK
<u>COUNTYWIDE</u>				
*General County Millage	4.8751	4.9508	4.8751	-1.53%
County Debt Service Millage	<u>0.1700</u>	<u>N/A</u>	<u>0.1700</u>	<u>N/A</u>
Natural Lands / Trails Voted Debt				
TOTAL – COUNTYWIDE	5.0451	N/A	5.0451	N/A
<u>SPECIAL DISTRICTS</u>				
*Fire/Rescue MSTU	2.3299	2.3631	2.3299	-1.40%
*Unincorporated Road MSTU	0.1107	0.1125	0.1107	-1.60%
TOTAL (Including Debt)	7.4857	N/A	7.4857	N/A
NET TOTAL (Excluding Debt)	7.3157	N/A	7.3157	N/A

***The proposed "aggregate" millage rate (exclusive of voted debt service millage) is 6.5156, which represents a 2.14% decrease from the current year "aggregate" rolled-back millage rate of 6.6583.**

General County Millage

Countywide millage is assessed against all taxable property in the County to support general governmental activities of the County.

Fire Protection Millage

The County levies a dependent special district millage for the operation of a municipal services taxing unit for the provision of fire and emergency medical services which covers the unincorporated (i.e., outside of municipal limits) area of the County and the incorporated limits of Altamonte Springs and Winter Springs.

Unincorporated Roads Millage

The County levies a dependent special district millage for the provision of transportation services in the unincorporated (i.e., outside of municipal limits) area of the County.

Proposed Budget by Fund

	1st Public Hearing Proposed Budget	Adjustments	2nd Public Hearing Proposed Budget
<u>GOVERNMENTAL FUNDS:</u>			
**General Fund			
00100 General Fund	\$ 240,511,343	\$ 179,899	240,691,242
00108 Facilities Maintenance	5,264,228	-	5,264,228
00109 Fleet Replacement	4,000,000	-	4,000,000
00111 Technology Replacement	1,250,000	-	1,250,000
00112 BCC Projects Fund	-	1,625,594	1,625,594
13000 Stormwater	1,197,775	-	1,197,775
13100 Economic Development	1,996,854	-	1,996,854
30600 Infrastructure Imp/Capital Projects Fund - GF	1,200,000	(1,200,000)	-
**Total General Fund	255,420,200	605,493	256,025,693
<u>Restricted Funds</u>			
<u>Operating Funds</u>			
00101 Police Education	244,528	-	244,528
10400 Building Program	2,290,971	-	2,290,971
11200 Fire Protection	75,808,634	-	75,808,634
11400 Court Technology Fee	1,300,000	-	1,300,000
12200 Arbor Violation Trust	10,000	-	10,000
12300 Alcohol/Drug Abuse	86,354	-	86,354
12302 Teen Court	403,748	-	403,748
12500 Enhanced 911	8,108,506	-	8,108,506
15000 Street Lighting MSBU	3,192,848	-	3,192,848
15100 Solid Waste MSBU	19,013,770	-	19,013,770
<i>Transportation</i>			
10101 Transportation Trust	23,660,661	(28,320)	23,632,341
10102 Ninth-cent Fuel Tax	3,855,764	-	3,855,764
Sub-Total Transportation Trust Fund	27,516,425	(28,320)	27,488,105
<i>Tourism</i>			
11000 Tourist Development - 3% Tax	9,089,145	-	9,089,145
11001 Tourist Development - 2% Tax	2,121,396	-	2,121,396
Sub-Total Tourism Fund	11,210,541	-	11,210,541
<i>MSBU Program</i>			
16000 MSBU Program Operations	1,550,241	-	1,550,241
16005 MSBU Lake Mills	73,400	-	73,400
16006 MSBU Lake Pickett	170,390	-	170,390
16007 MSBU Lake Amory	9,090	-	9,090
16010 MSBU Cedar Ridge	49,862	-	49,862
16013 MSBU Howell Creek	9,120	-	9,120
16021 MSBU Lake Myrtle	7,860	-	7,860
16023 MSBU Lake Spring Wood	11,020	-	11,020
16024 MSBU Lake of the Woods	24,335	-	24,335
16025 MSBU Lake Mirror	19,080	-	19,080
16026 MSBU Spring Lake	73,935	-	73,935
16027 MSBU Springwood Waterway	19,915	-	19,915
16028 MSBU Lake Burkett/Marth	12,755	-	12,755
Sub-Total MSBU Program Fund	2,031,003	-	2,031,003
Restricted / Operating Funds	151,217,328	(28,320)	151,189,008

** The General Fund is presented pursuant to F.S. 129.011 (1): "in order to simplify and otherwise improve the accounting system provided by law and to facilitate a better understanding of the fiscal operation of the county by the general public, the Board of County Commissioners may, by resolution duly adopted, consolidate any of its separate budgetary funds into a single general fund....".

Proposed Budget by Fund

	1st Public Hearing Proposed Budget	Adjustments	2nd Public Hearing Proposed Budget
Restricted Governmental Funds (continued)			
<u>Donation Funds</u>			
00103 Natural Lands	937,167	-	937,167
60301 Leisure Services	7,821	-	7,821
60302 Public Safety	12,287	-	12,287
60303 Libraries - Designated	18,488	-	18,488
60304 Animal Services	111,295	-	111,295
60305 Historical Commission	10,248	-	10,248
60311 Seminole County Expressway Authority	37,789	-	37,789
Restricted / Donation Funds	1,135,095	-	1,135,095
<u>Grant Funds</u>			
11800 EMS Trust	103,218	(103,218)	-
11901 Community Development Block Grant	1,698,026	2,546,304	4,244,330
11902 HOME Program Grant	574,755	2,396,843	2,971,598
11904 Emergency Shelter Grants	152,914	48,306	201,220
11905 Community Svc Block Grant	171,820	-	171,820
11909 Mosquito Control	18,500	-	18,500
11912 Public Safety Grants (State)	5,397	-	5,397
11915 Public Safety Grants (Federal)	28,787	79,325	108,112
11917 Leisure Services Grants (Federal)	-	19,995	19,995
11919 Community Service Grants	2,235,872	2,328,141	4,564,013
11920 Neighborhood Stabilization Program	-	5,074,151	5,074,151
12010 SHIP - Affordable Housing 09/10	-	112,367	112,367
12011 SHIP- Affordable Housing 10/11	-	89,912	89,912
12012 SHIP - Affordable Housing 11/12	-	531,543	531,543
Restricted / Grant Funds	4,989,289	13,123,669	18,112,958
<u>Capital Funds</u>			
<i>Infrastructure Sales Tax</i>			
11500 Infrastructure Sales Tax - 1991	97,607,216	-	97,607,216
11541 Infrastructure Sales Tax - 2001	67,680,443	-	67,680,443
Sub-Total Infrastructure Sale Tax Fund	165,287,659	-	165,287,659
<i>Transportation Impact Fee</i>			
12601 Arterial Transportation Impact Fee	(49,465,272)	-	(49,465,272)
12602 North Collector Transp Impact Fee	1,273,839	-	1,273,839
12603 West Collector Transp Impact Fee	(4,076,699)	-	(4,076,699)
12604 East Collector Transp Impact Fee	(1,763,323)	-	(1,763,323)
12605 South Central Collector Transp Impact Fee	(13,824,520)	-	(13,824,520)
Sub-Total Transportation Impact Fee Fund	(67,855,975)	-	(67,855,975)
00104 Boating Improvement	332,496	-	332,496
12801 Fire/Rescue-Impact Fee	2,642,480	-	2,642,480
12804 Library-Impact Fee	187,823	-	187,823
13300 17/92 Redevelopment	10,048,753	-	10,048,753
32100 Natural Lands/Trails Project	3,081,173	-	3,081,173
32200 Sales Tax Bond Proceeds - 2001	395,761	-	395,761
Restricted / Capital Funds	114,120,170	-	114,120,170

Proposed Budget by Fund

	1st Public Hearing Proposed Budget	Adjustments	2nd Public Hearing Proposed Budget
Restricted Governmental Funds (continued)			
Debt Service Funds			
21200 General Revenue Debt	1,598,758		1,598,758
21300 County Shared Revenue Debt	2,000,000	-	2,000,000
22100 Limited General Obligation Bonds	4,467,959	-	4,467,959
22500 Sales Tax Revenue Bonds	5,378,299	-	5,378,299
Restricted / Debt Service Funds	13,445,016	-	13,445,016
<hr/>			
Total Restricted Funds	284,906,898	13,095,349	298,002,247
<hr/>			
TOTAL GOVERNMENTAL FUNDS	540,327,098	13,700,842	554,027,940
<hr/>			
<u>PROPRIETARY FUNDS:</u>			
<u>Enterprise Funds</u>			
<i>Water & Sewer</i>			
40100 Water And Sewer Operating	77,482,617	-	77,482,617
40102 Water Connection Fees	1,174,082	-	1,174,082
40103 Sewer Connection Fees	9,723,848	-	9,723,848
40105 Water and Sewer Bonds, Series 2006	1,079,215	-	1,079,215
40106 Water and Sewer Bonds, Series 2010	3,860,947	-	3,860,947
40107 Water & Sewer Debt Service Reserve	18,150,792	-	18,150,792
40108 Water and Sewer (Operating) Capital Fund	22,443,919	-	22,443,919
Sub-Total Water & Sewer Fund	133,915,420	-	133,915,420
<hr/>			
<i>Solid Waste</i>			
40201 Solid Waste	38,872,477	-	38,872,477
40204 Landfill Closure Escrow	16,893,028	-	16,893,028
Sub-Total Solid Waste Fund	55,765,505	-	55,765,505
<hr/>			
Total Enterprise Funds	189,680,925	-	189,680,925
<hr/>			
<u>Internal Service Funds</u>			
50100 Property/Liability Insurance	7,953,652	-	7,953,652
50200 Workers' Compensation Insurance	6,952,091	-	6,952,091
50300 Health Insurance	21,594,096	-	21,594,096
<hr/>			
TOTAL PROPRIETARY FUNDS	226,180,764	-	226,180,764
<hr/>			
GRAND TOTAL ALL FUNDS	\$ 766,507,862	\$ 13,700,842	\$ 780,208,704

Adjustment Summary

Amount	Description	Type	Comments
General Fund: \$179,899			
\$ 179,899	Increase in Revenue:	Beginning Fund Balance	BAR 12-105 transferred Fund Balance from Infrastructure Improvements / Capital Projects Fund
<u>179,899</u>	Net Change in Fund Budget		
(793)	Decrease in Appropriation:	Personal Services	
100,000	Increase in Appropriation:	Operating Expenditures	Centennial Celebration Project
150,000	Increase in Appropriation:	Grants and Aids	Central Florida Veteran's Memorial Park Support
(28,320)	Decrease in Appropriation:	Transfers to Other Funds	Transportation Trust Fund
1,625,594	Increase in Appropriation:	Transfers to Other Funds	BCC Project Fund
(1,020,101)	Decrease in Appropriation:	Transfers to Other Funds	Infrastructure Improvements / Capital Projects Fund
826,380	Net Change in Appropriations		
<u>\$ (646,481)</u>	Decrease in	Reserves	
Natural Land/Donation Fund: \$0			
\$ 4,580	Increase in Appropriation:	Operating Expenditures	Urban Forestry Grant match
<u>15,415</u>	Increase in Appropriation:	Capital Outlay	Urban Forestry Grant match
19,995	Net Change in Appropriations		
<u>\$ (19,995)</u>	Decrease in	Reserves	
Facilities Maintenance Fund: \$0			
\$ (23,927)	Decrease in Appropriation:	Capital Outlay	Work Release Center project moved to BCC Project Fund
<u>(23,927)</u>	Net Change in Appropriations		
<u>\$ 23,927</u>	Increase in	Reserves	
BCC Project Fund: \$1,625,594			
\$ 1,625,594	Increase in Revenue:	Transfers	Transfer from General Fund: P25 Radios & Probation Relocation project moved to BCC Project Fund
<u>1,625,594</u>	Net Change in Fund Budget		
1,200,000	Increase in Appropriation:	Operating Expenditures	Radio Replacements Project
87,924	Increase in Appropriation:	Operating Expenditures	Probation Relocation Project
337,670	Increase in Appropriation:	Capital Outlay	Probation Relocation Project
<u>\$ 1,625,594</u>	Net Change in Appropriations		
Transportation Trust Fund: \$ -28,320			
\$ (28,320)	Decrease in Revenue:	Transfers	From General Fund
<u>(28,320)</u>	Net Change in Fund Budget		
(28,320)	Decrease in Appropriation:	Personal Services	Savings from frozen positions
<u>\$ (28,320)</u>	Net Change in Appropriations		

Adjustment Summary

Amount	Description	Type	Comments
Fire Protection Fund: \$0			
\$ (190,000)	Decrease in Appropriation:	Capital Outlay	Replacement Rescue BCC#24683
(190,000)	Decrease in Appropriation:	Capital Outlay	Replacement Rescue BCC#3954
(190,000)	Decrease in Appropriation:	Capital Outlay	Replacement Rescue BCC#780448
(75,000)	Decrease in Appropriation:	Capital Outlay	Replacement Command Vehicle
(75,000)	Decrease in Appropriation:	Capital Outlay	Replacement Command Vehicle
(450,000)	Decrease in Appropriation:	Capital Outlay	Replacement Engine (BCC #4622)
<u>(1,170,000)</u>	Net Change in Appropriations		
<u>\$ 1,170,000</u>	Increase in	Reserves	
Infrastructure Sales Tax Fund - 2001: \$0			
\$ 1,500,000	Increase in Appropriation:	Capital Outlay	Dirt Road Paving Program (00262161) - \$3.65M total over next four years
<u>1,500,000</u>	Net Change in Appropriations		
<u>\$ (1,500,000)</u>	Decrease in	Reserves	
EMS Trust Fund: \$-103,218			
<u>\$ (103,218)</u>	Decrease in Revenue:	Revenue	EMS Trust Grant (not executed)
(103,218)	Net Change in Fund Budget		
<u>(103,218)</u>	Decrease in Appropriation:	Operating Expenditures	EMS Trust Grant (not executed)
<u>\$ (103,218)</u>	Net Change in Appropriations		
Community Development Block/ HOME Program Grant Fund: \$4,943,147			
\$ 2,546,304	Increase in Revenue:	Revenue	Grant Carryforward (CDBG)
<u>2,396,843</u>	Increase in Revenue:	Revenue	Grant Carryforward (HOME)
4,943,147	Net Change in Fund Budget		
142,841	Increase in Appropriation:	Personal Services	Grant Carryforward (CDBG)
708	Increase in Appropriation:	Operating Expenditures	Grant Carryforward (CDBG)
2,402,755	Increase in Appropriation:	Grants and Aids	Grant Carryforward (CDBG)
104,223	Increase in Appropriation:	Operating Expenditures	Grant Carryforward (HOME)
<u>2,292,620</u>	Increase in Appropriation:	Grants and Aids	Grant Carryforward (HOME)
<u>\$ 4,943,147</u>	Net Change in Appropriations		
Emergency Shelter Grants Fund: \$48,306			
<u>\$ 48,306</u>	Increase in Revenue:	Revenue	Emergency Solutions Grant 2nd year
48,306	Net Change in Fund Budget		
<u>48,306</u>	Increase in Appropriation:	Grants and Aids	Emergency Solutions Grant 2nd year
<u>\$ 48,306</u>	Net Change in Appropriations		
Public Safety Grants: \$79,325			
\$ 8,749	Increase in Revenue:	Revenue	Grant Carryforward
<u>70,576</u>	Increase in Revenue:	Revenue	Grant Carryforward
79,325	Net Change in Fund Budget		
8,749	Increase in Appropriation:	Operating Expenditures	Grant Carryforward
<u>70,576</u>	Increase in Appropriation:	Operating Expenditures	Grant Carryforward
<u>\$ 79,325</u>	Net Change in Appropriations		

Adjustment Summary

Amount	Description	Type	Comments
Leisure Services: \$19,995			
\$ 19,995	Increase in Revenue:	Revenue	Increase for Urban Forestry Grant
19,995	Net Change in Fund Budget		
19,995	Increase in Appropriation:	Capital Outlay	Increase for Urban Forestry Grant
\$ 19,995	Net Change in Appropriations		
Community Services Grants: \$2,328,141			
\$ 2,328,141	Increase in Revenue:	Revenue	Grant Carryforward
2,328,141	Net Change in Fund Budget		
1,185,265	Increase in Appropriation:	Operating Expenditures	Grant Carryforward
1,142,876	Increase in Appropriation:	Grants and Aids	Grant Carryforward
\$ 2,328,141	Net Change in Appropriations		
Neighborhood Stabilization Grant Fund: \$5,074,151			
\$ 5,074,151	Increase in Revenue:	Revenue	Grant Carryforward
5,074,151	Net Change in Fund Budget		
58,513	Increase in Appropriation:	Personal Services	Grant Carryforward
464,752	Increase in Appropriation:	Operating Expenditures	Grant Carryforward
4,550,886	Increase in Appropriation:	Grants and Aids	Grant Carryforward
\$ 5,074,151	Net Change in Appropriations		
State Housing Initiatives Program Fund: \$733,822			
\$ 733,822	Increase in Revenue:	Revenue	Grant Carryforward
733,822	Net Change in Fund Budget		
8,296	Increase in Appropriation:	Operating Expenditures	Grant Carryforward
725,526	Increase in Appropriation:	Grants and Aids	Grant Carryforward
\$ 733,822	Net Change in Appropriations		
Infrastructure Improvements / Capital Projects Fund: \$-1,200,000			
\$ (1,020,101)	Decrease in Revenue:	Transfers	Moved Radio Replacement project to BCC Project Fund
(179,899)	Decrease in Revenue:	Beginning Fund Balance	BAR 12-105 transferred Fund Balance to BCC Project Fund
(1,200,000)	Net Change in Fund Budget		
(1,200,000)	Decrease in Appropriation:	Operating Expenditures	Radio Replacements Project
\$ (1,200,000)	Net Change in Appropriations		
Total Budget Adjustment Summary			
\$ -		Net Change in	Beginning Fund Balance
13,123,669		Net Change in	Revenue
577,173		Net Change in	Transfers
\$ 13,700,842		Net Change in	Budget

GRANT CARRYFORWARD from FY 2011/12 to FY 2012/13

Fund and Grant	Department	Total
<p>Grants are initially fully funded within the current budget upon execution by the Board of County Commissioners. Grants do not tend to end at the close of a fiscal year; thus the remaining portion of available grant funding must be carried forward from year to year until either fully expended or the grant expires. The following schedule represents the amounts of available operating grant funding that can be carried forward as part of the FY 2012/13 adopted budget. Project grant funding carryforward and adjustments to operating grant funding are anticipated for December 2012.</p>		
11901 - Community Development Block Grant Fund		
Community Development Block Grant	Community Services	\$ 2,546,304
Total Community Development Block Grant Fund		<u>2,546,304</u>
11902 - HOME Program Grant Fund		
HOME Program Grant	Community Services	2,396,843
Total HOME Program Grant Fund		<u>2,396,843</u>
11912 - Public Safety Grants (State) Fund		
Homeland Security Grant	Public Safety	8,749
SHSGP-HAZMAT & USAR	Public Safety	70,576
Total Public Safety Grants (State) Fund		<u>79,325</u>
11919 - Community Services Grants Fund		
Shelter Plus Care 2	Community Services	362,601
Shelter Plus Care 3	Community Services	607,860
CDBG Disaster Recovery	Community Services	249,519
Supervised Visitation	Community Services	358,237
Child Mental Health Initiative	Community Services	500,000
Mental Health Court	Community Services	249,924
Total Community Services Grants Fund		<u>2,328,141</u>
11920 - Neighborhood Stabilization Program Fund		
Neighborhood Stabilization Program	Community Services	1,385,790
Neighborhood Stabilization Program 3	Community Services	3,688,361
Total Neighborhood Stabilization Program Fund		<u>5,074,151</u>
12010 - SHIP Affordable Housing 09/10 Fund		
State Housing Initiative Program 09/10	Community Services	112,367
Total SHIP Affordable Housing 09/10 Fund		<u>112,367</u>
12011 - SHIP Affordable Housing 10/11 Fund		
State Housing Initiative Program 10/11	Community Services	89,912
Total SHIP Affordable Housing 10/11 Fund		<u>89,912</u>
12012 - SHIP Affordable Housing 11/12 Fund		
State Housing Initiative Program 11/12	Community Services	531,543
Total SHIP Affordable Housing 11/12 Fund		<u>531,543</u>
	Total Grant Carryforward	<u>\$ 13,158,586</u>

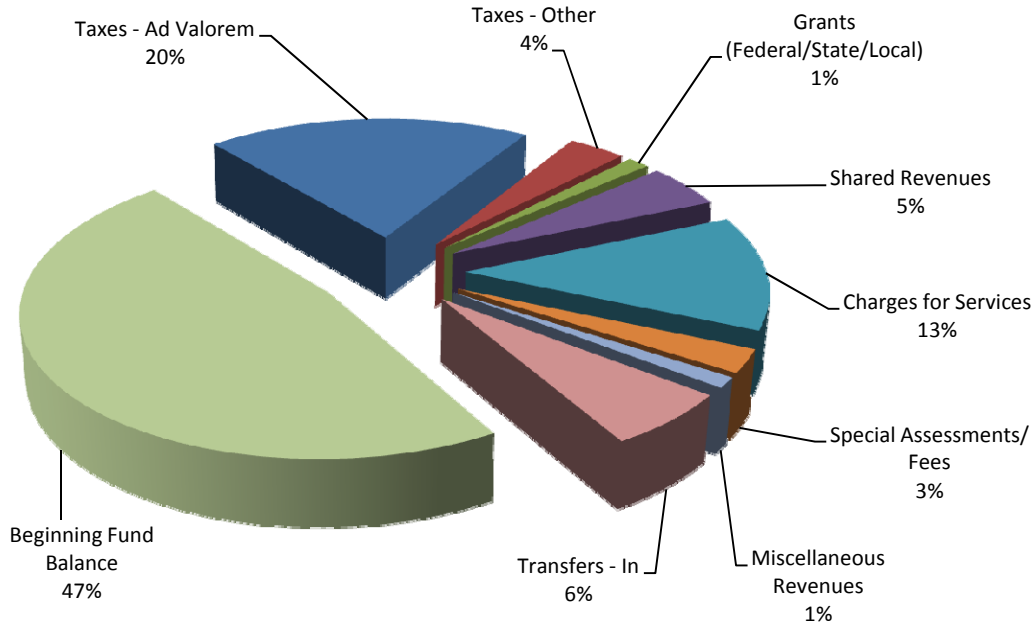
Countywide Budget Summary

Fiscal Year	Actual FY 2010/11	Adopted FY 2011/12	Amended FY 2011/12	Tentative FY 2012/13	2nd PH FY 2012/13
PROPERTY TAX RATES (In Mills)					
Countywide	4.8751	4.8751	4.8751	4.8751	4.8751
Voted Debt Service - Natural Lands/Trails	0.1700	0.1700	0.1700	0.1700	0.1700
Total Countywide	5.0451	5.0451	5.0451	5.0451	5.0451
Unincorporated Roads MSTU	0.1107	0.1107	0.1107	0.1107	0.1107
Fire MSTU	2.3299	2.3299	2.3299	2.3299	2.3299
Totals	7.4857	7.4857	7.4857	7.4857	7.4857
VALUE OF ONE MILL (In Millions) @ 96%					
Countywide	24.330	23.006	22.952	22.745	22.745
Unincorporated Roads MSTU	12.539	11.876	11.865	11.744	11.744
Fire MSTU	16.496	15.625	15.601	15.457	15.457
REVENUE/SOURCE SUMMARY (In Millions)					
Taxes - Ad Valorem	\$ 165.2	\$ 154.5	\$ 154.5	\$ 152.7	\$ 152.7
Taxes - Other	71.8	38.9	38.9	27.0	27.0
Grants (Federal/State/Local)	22.3	24.0	58.5	10.3	22.6
Shared Revenues	38.5	41.1	40.8	37.8	38.6
Charges for Services	98.7	96.2	96.3	98.8	98.8
Special Assessments/ Fees	21.0	20.9	20.9	20.3	20.3
Miscellaneous Revenues	14.8	8.9	24.0	9.2	9.2
	432.3	384.5	433.9	356.1	369.2
Other Sources	-	-	-	-	-
Transfers - In	21.5	23.5	55.0	47.6	48.2
Beginning Fund Balance	616.4	390.5	605.5	362.8	362.8
Totals	\$ 1,070.2	\$ 798.5	\$ 1,094.4	\$ 766.5	\$ 780.2
EXPENDITURE/USE SUMMARY (In Millions)					
Personal Services	\$ 91.7	\$ 92.5	\$ 92.8	\$ 94.8	\$ 95.0
Operating Expenditures	103.5	117.2	124.5	107.1	109.0
Internal Charges / Other	22.2	29.8	29.8	27.5	27.5
Cost Allocations	(19.7)	(26.9)	(27.0)	(25.0)	(25.0)
Capital Outlay	87.1	93.6	287.5	72.3	73.0
Debt Service	28.3	33.5	39.9	34.2	34.2
Grants and Aid	47.9	21.5	67.8	17.9	29.2
* Constitutional Officer Transfers	104.4	109.8	110.7	109.7	109.7
	465.4	471.0	726.0	438.5	452.6
Other Uses	3.0	-	-	-	-
Transfers - Out	21.5	23.5	55.0	47.6	48.2
Reserves	580.3	304.0	313.4	280.4	279.4
Totals	\$ 1,070.2	\$ 798.5	\$ 1,094.4	\$ 766.5	\$ 780.2

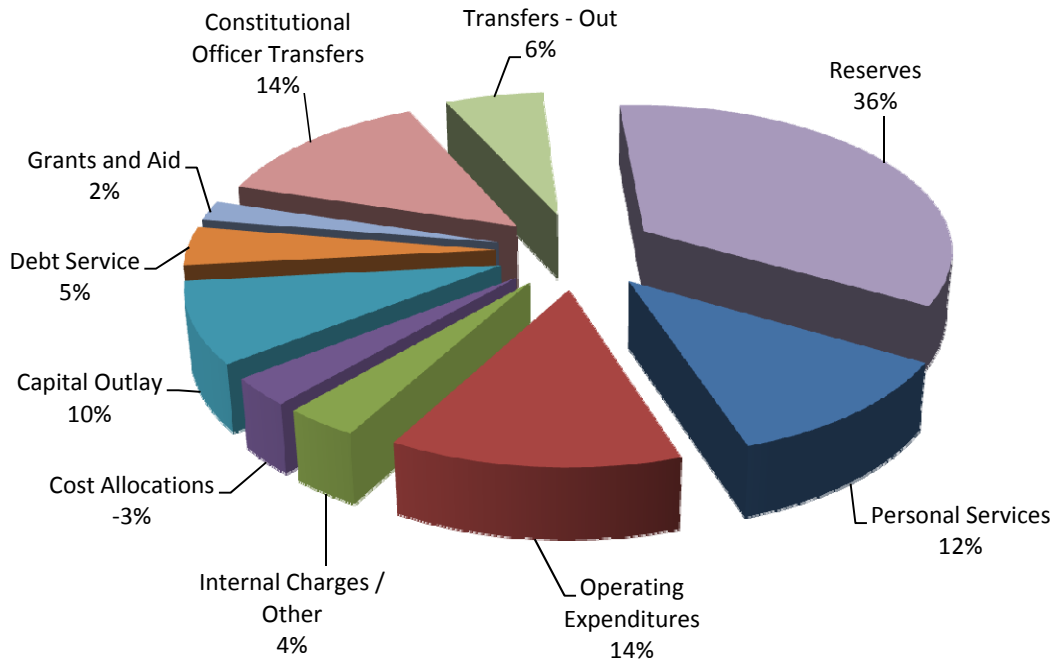
* For presentation purposes, the Constitutional Officer's Excess Fees have been reclassified from Revenues to Expenditures to reflect net costs.

Countywide Budget Summary

Sources Summary \$780.2 M



Uses Summary \$780.2 M



Budget Assumptions

BUDGETARY BASIS/ASSUMPTIONS

The revenue and expenditure budget was prepared based on historical trends, legislative actions and available economic data. The budget meets federal and state requirements and implements Seminole County's policies and practices.

The Fiscal Year 2012/13 revenue and expenditure budget assumptions are as follows:

Revenues:

- ✓ Maintain current operating millage rates for all Board of County Commissioner taxing districts: Countywide - 4.8751 mills; Fire/Rescue Municipal Service Taxing Unit (MSTU) - 2.3299 mills; and Unincorporated Road MSTU - 0.1107 mills. Based on the Property Appraiser's Certification of Taxable Values (DR420), maintaining the current tax rates for Seminole County in aggregate results in a 2.14% or \$1.9M decrease in property taxes levied. In comparison with the prior year adopted ad valorem taxes, this is a reduction in property tax revenue of \$1.4M for Countywide services; \$18K for the Unincorporated Road District; and \$447K for the Fire/Rescue District.
- ✓ The voted debt millage for the County's Natural Lands/Trails Program is also maintained at the current tax rate of 0.1700 mills. The voted debt millage was approved by voters at a rate up to 0.2500 mills to support debt service associated with the County's Natural Lands/Trails Program. The current tax rate generates the ad valorem revenue necessary to meet outstanding debt service requirements through maturity on April 1, 2013.
- ✓ Ad valorem revenue estimates are budgeted and historically collected at 96% of the total property taxes levied by the Board of County Commissioners. The 4% decrease in budgeted revenue accounts for discount incentives authorized by Florida Statutes for the early payment of property taxes and other tax roll adjustments inclusive of Value Adjustment Board decisions made subsequent to the adopted budget.
- ✓ Half-cent sales tax, county revenue sharing, gas taxes and other locally levied taxes are projected based on current economic trends, historical receipts, legislative actions, and state estimates. Collection trends of most major revenue sources appear to have bottomed out from the effects of the economic recession but indicate no turnaround growth as yet. As a result, predominately flat growth is anticipated in FY 2012/13 with the exception of the state shared half-cent sales tax and county revenue sharing estimates. Sales tax revenue in Seminole County is on the rise again due in large part to the opening of five new car dealerships in 2011. The County Revenue Sharing program receives 97.55% of its annual funding from State sales tax revenue.

Beginning with the retailer sales tax collections for May 2012, SB 1988/HB 5301 passed by the 2012 Florida Legislature requires the State, Department of Revenue to advance all future Medicaid billing payments from county half-cent sales tax distributions. While this is a major impact on mandated costs to county governments, this bill does not affect estimated revenue. The FY 2012/13 budget assumes revenues due to the County will be posted at the gross State distribution amount and compulsory Medicaid deductions will be an expense to the budget.

- ✓ A 3% increase in Water and Sewer rates for Seminole County is planned for October 1, 2012.

Budget Assumptions

Expenditures:

✓ Personal Services

- Compensation is budgeted at 100% of actual pay rates and a 3% salary adjustment
- Certain vacant positions are detailed and proposed for permanent elimination
- Retirement contribution rates are budgeted as established by state legislature effective July 1, 2012. The rate changes are as follows: 5.5% increase for Regular Class, 8.17% decrease for Elected Officials, 5.67% increase for Special Risk, less than 1% increase for Senior Management, and 23.08% increase for DROP.

The rates effective July 1, 2012 by class are as follows:

	<u>Employer</u>	<u>Employee</u>
▪ Regular	5.18%	3%
▪ Elected Officials	10.23%	3%
▪ Special Risk	14.90%	3%
▪ Senior Management	6.30%	3%
▪ DROP	5.44%	0%

- FICA (Social Security) contributions are budgeted at the federal rate of 7.65%
- Health benefits are self-insured by the County. Rates are established annually based on experience of the program and funds available in the Health Insurance Fund. Insurance premiums *to be paid by the employer* are budgeted at a 3-10% increase over last year's rates. Rates *for the employer's portion* are budgeted as follows:

	<u>Monthly</u>	<u>Annual</u>
Employee only	\$ 548.78	\$ 6,585.42
Employee & spouse	\$ 895.37	\$ 10,744.44
Employee & child(ren)	\$ 837.57	\$ 10,050.84
Employee & family	\$ 1,245.19	\$ 14,942.28

- Workers compensation benefits are self-insured by the County for all employees except the Sheriff's Office. Rates by position class code are established annually based on the actuarial determined funding requirements and experience of the program and are charged to individual cost centers, spreading the cost across applicable funding sources countywide. The rates are budgeted at 58% of the state rates for all classifications except Firefighter (which is 81%), and are as follows:

<u>Code</u>	<u>Description</u>	<u>State</u>	<u>County</u>	<u>Code</u>	<u>Description</u>	<u>State</u>	<u>County</u>
5506	Street Const/Repav	0.0920	0.0534	8820	Attorney	0.0020	0.0012
5509	Street Main	0.0974	0.0565	8831	Hospital/Veterinary	0.0217	0.0126
6217	Excavation	0.0659	0.0382	8868	Agriculture Agent	0.0052	0.0030
7580	Sewage Disposal	0.0333	0.0193	9015	Building	0.0453	0.0263
7590	Garbage	0.0803	0.0466	9102	Park	0.0411	0.0238
7704	Firefighter	0.0520	0.0420	9403	Garbage Collectors	0.1103	0.0640
7720	Police Officer	0.0421	0.0244	9410	Munic/town/county	0.0287	0.0166
8742	Sales	0.0053	0.0031	9519	Electrical	0.0328	0.0190
8810	Clerical	0.0027	0.0016				

Budget Assumptions

- ✓ Operating Expenses:
 - Departments developed an operating budget based on current program/service operational needs under a zero-based budget development philosophy. Efficiency reductions continue to be assessed with greater emphasis this year placed on internal support function costs such as utilities, fleet, facilities and information systems and technologies. Additional requests for resources deemed critical to operations were also considered.
- ✓ Operating Cost Allocation:
 - Full costing concepts were employed to a significant extent in the budget to allocate/appropriate centralized support service expenditures of the County to the programs utilizing the services; spreading the costs based on use across funding sources countywide.
- ✓ Constitutional Officers Budgets:
 - Budgets for Constitutional Officers were submitted in accordance with Florida Statutes by the individual officers and incorporated into the budget for consideration by the Board, except for the Tax Collector's Office whose budget is based on property tax revenue.
- ✓ Property/Liability insurance:
 - The County maintains a Property/Liability Insurance Fund to protect itself against loss. The cost of the program is funded through an annual premium based on the percentages of total insured value and claims experience to the following funds:

General Fund	44%	Water & Sewer	16%
Transportation	16%	Solid Waste	7%
Fire	15%	Other	2%
- ✓ Capital Equipment:
 - Departments provided necessary justification for all capital equipment needs such as fleet and specialized equipment purchases. Practical needs are first met with available current inventory before replacement through purchase.
- ✓ Capital Improvements and Carryforward:
 - Capital infrastructure needs were prioritized and presented with detailed descriptions, justification, cost estimates, and identifiable funding. Submission of needs is made in the form of a five-year plan that includes the current year's budget, four years out and future needs. Unexpended balances for projects currently funded in the Fiscal Year 2011/12 budget which are not completed by September 30, 2012, will be brought forward and reestablished in Fiscal Year 2012/13 as an amendment to the budget in December 2012.
- ✓ Grant Funding and Equipment Carryforward:
 - Grant funding or funding for specific equipment items included in the Fiscal Year 2011/12 budget which are not anticipated to be completed or received by September 30, 2012 will be carried forward into Fiscal Year 2012/13 as part of the final adopted budget. Unexpended balances for Operating grants are carried forward based on the terms of the agreements, and for capital equipment based upon the anticipated delivery date of the goods/services. In all cases, the inclusion of carryforward funds in the Fiscal Year 2012/13 Budget will have no effect on ending reserves.

Budget Assumptions

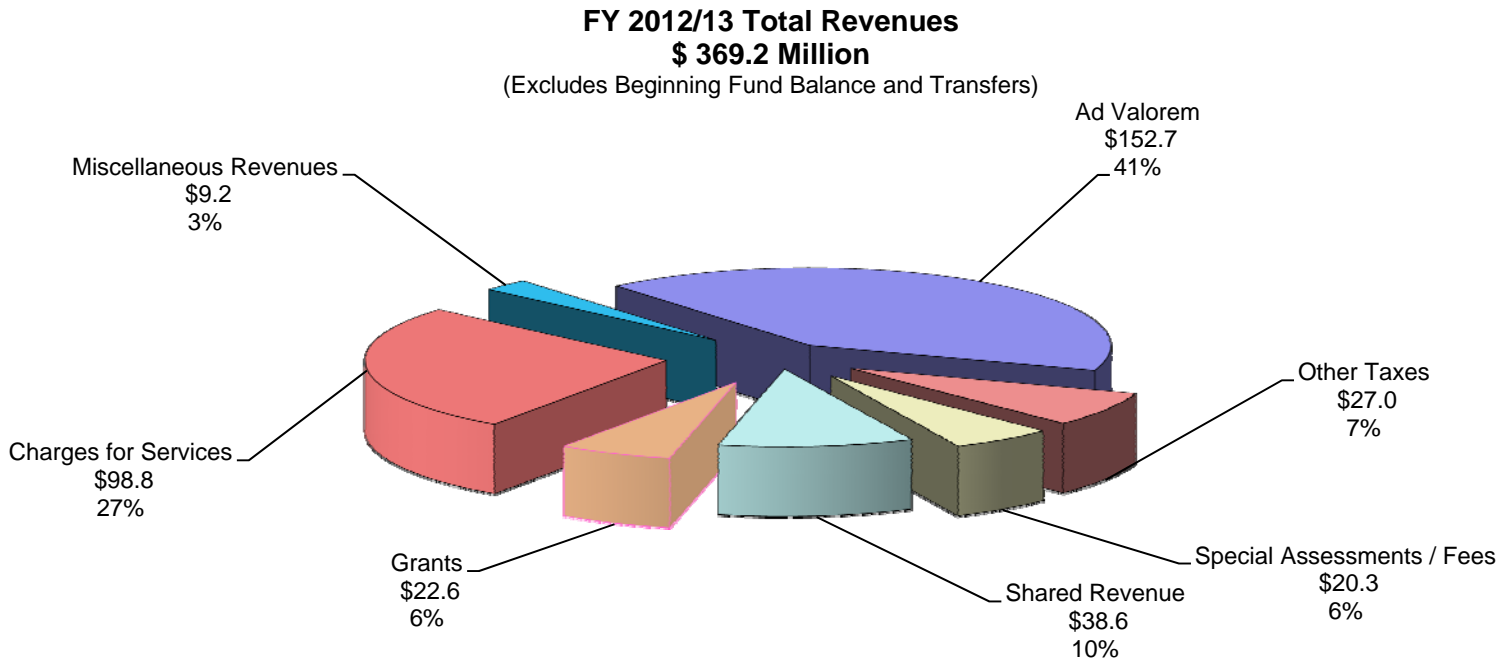
✓ Reserves:

- It is essential that the county maintain adequate levels of reserves across all funds as a protection to taxpayers to mitigate current and future risks (revenue shortfalls and unanticipated expenditures). Fund balance levels are also a crucial consideration in long-term financial planning. Focus is placed on maintaining Reserves at a fiscally prudent level while providing services at a reasonable cost.

COUNTYWIDE SOURCES OF FUNDS

The Countywide budget for Seminole County is funded by a variety of sources. This chart is intended to provide an overall view of the types of sources utilized for the annual budget, the funding amounts generated, and the percentages of the total budget reflected. Detailed descriptions of the types of sources represented are also included.

This chart reflects total revenues which include current year collections and recurring sources of funding. Beginning fund balance and transfers are excluded from this view.



Recurring sources of funding:

Ad Valorem – A tax levied on the assessed value (net of any exemptions) of real and personal property. This is referred to as “property tax”.

Other Taxes – Other tax revenues collected by the County, including gas taxes, utility taxes, tourist development taxes and other miscellaneous taxes.

Special Assessments / Fees – A special assessment is a compulsory levy imposed on certain properties to defray part or all of the cost of a specific improvement or service deemed to primarily benefit those properties. Fees are charges imposed by the County to pay the cost of providing a service or facility or regulating an activity. An impact fee is financial contributions imposed by the County on developers or builders to pay for capital improvements within the community which are necessary to service/accommodate the new development.

Shared Revenue - Revenues assessed and collected by government entities and shared with other government entities. The largest portion of State Shared Revenues is sales and gas taxes; locally shared revenues are Community Redevelopment Agency (CRA) contributions.

Grants - A contribution of assets (usually cash) by one governmental unit or other organization to the County for a specified purpose.

Charges for Services – These are charges for specific governmental and proprietary services provided to specific individuals/ entities and are internal to the County. These charges include water and sewer services, landfill charges, court costs and other user charges.

COUNTYWIDE SOURCES OF FUNDS

Miscellaneous Revenues – Other current year revenues not included in the categories listed above. These revenues include fines and forfeitures, interest received on investments held by the County and other incidental fees/reimbursements.

Other Sources (Not included in chart):

Beginning Fund Balance – Estimated balances remaining from the previous fiscal year; resulting from unanticipated revenues, unexpended appropriations, and the previous year's Reserves.

Transfers – Transfers between individual funds of the County which are not repayable and are not considered charges for goods or services. These represent a "double counting" of revenues, and correspond to an equal amount of interfund expenditures.

Countywide Summary of Sources

	FY 2010/11 Actual	FY 2011/12 Adopted	FY 2011/12 Amended	FY 2012/13 Tentative	FY 2012/13 2nd PH
Taxes					
Ad Valorem					
311100 Ad Valorem-Current	\$ 164,393,654	\$ 154,022,445	\$ 154,022,445	\$ 152,108,171	\$ 152,108,171
311200 Ad Valorem-Delinquent	798,162	504,000	504,000	619,000	619,000
Ad Valorem	165,191,816	154,526,445	154,526,445	152,727,171	152,727,171
Taxes-Other					
<i>Limited Term Tax</i>					
312600 Infrastructure Sales Tax	45,231,114	11,494,675	11,494,675	-	-
Ongoing Taxes					
312120 Tourist Development Tax	3,242,748	3,300,000	3,300,000	3,500,000	3,500,000
312300 County Voted Gas Tax	1,958,939	2,025,000	2,025,000	2,000,000	2,000,000
312410 1 - 6 Cent Local Option Gas Tax	6,928,688	7,250,000	7,250,000	7,000,000	7,000,000
312415 Local Alternative Fuel Tax	2,535	3,500	3,500	2,500	2,500
314XXX Public Service Utility Tax					
314100 Utility Tax-Electricity	4,947,346	5,100,000	5,100,000	4,900,000	4,900,000
314300 Utility Tax-Water	1,322,865	1,100,000	1,100,000	1,250,000	1,250,000
314400 Utility Tax-Gas	141,282	150,000	150,000	150,000	150,000
314700 Utility Tax-Fuel Oil	620	1,500	1,500	1,000	1,000
314800 Utility Tax-Propane	68,049	75,000	75,000	75,000	75,000
315100 Communications Service Tax	7,492,341	7,875,000	7,875,000	7,600,000	7,600,000
316100 Business Tax	505,486	550,000	550,000	550,000	550,000
Ongoing Taxes	26,610,899	27,430,000	27,430,000	27,028,500	27,028,500
Taxes-Other	71,842,013	38,924,675	38,924,675	27,028,500	27,028,500
Taxes	237,033,829	193,451,120	193,451,120	179,755,671	179,755,671

Special Assessments & Fees

Special Assessments & Fees

322100 Building Permits	1,119,312	1,300,000	1,300,000	1,100,000	1,100,000
322102 Electrical Permits	113,334	105,000	105,000	100,000	100,000
322103 Plumbing Permits	64,482	80,000	80,000	50,000	50,000
322104 Mechanical Permits	96,106	95,000	95,000	75,000	75,000
322106 Well Permits	3,675	5,000	5,000	3,000	3,000
322107 Sign Permits	18,600	20,000	20,000	15,000	15,000
322108 Gas Permits	17,116	15,000	15,000	15,000	15,000
323700 Franchise Fees - Solid Waste	49,268	50,000	50,000	40,000	40,000
324110 Impact Fees - Fire/Residential	64,840	60,000	60,000	60,000	60,000
324120 Impact Fees - Fire/Commercial	45,653	75,000	75,000	75,000	75,000
324310 Impact Fees-Transp/Residential	497,599	495,000	495,000	430,000	430,000
324320 Impact Fee-Transp/Commercial	1,086,451	1,030,000	1,030,000	1,060,000	1,060,000
324610 Impact Fee-Library/Residential	38,102	30,000	30,000	30,000	30,000
324620 Impact Fee-Library/Commercial	5,007	10,000	10,000	10,000	10,000
325110 Special Assessment Capital Improvement	67,912	55,700	55,700	103,625	103,625
325210 Special Assessment Service Charge	15,272,757	15,295,020	15,295,020	15,357,035	15,357,035
329170 Arbor Permit	2,977	4,500	4,500	4,500	4,500
329180 Dredge/Fill Permit	1,300	1,000	1,000	1,000	1,000
341200 Zoning Fees	139,126	200,000	200,000	200,000	200,000
341910 Addressing Fees	9,481	10,000	10,000	10,000	10,000
342515 Inspection Fee - Environmental	33,105	12,600	12,600	13,000	13,000
342516 After Hours Inspections	8,515	10,000	10,000	10,000	10,000
342560 Engineering - Traffic Dev Review	77,059	105,000	105,000	105,000	105,000
342590 Building - Reinspections	131,338	120,000	120,000	120,000	120,000
342600 Public Safety - Fire Permits	66,211	70,000	70,000	70,000	70,000
342605 Fire Permits - Winter Springs	7,652	2,000	2,000	5,000	5,000

Countywide Summary of Sources

	FY 2010/11 Actual	FY 2011/12 Adopted	FY 2011/12 Amended	FY 2012/13 Tentative	FY 2012/13 2nd PH
Special Assessments & Fees (Continued)					
342630 Fire Inspection Fees	2,220	1,000	1,000	2,000	2,000
349200 Concurrency Review	10,313	10,000	10,000	10,000	10,000
366400 Water/Sewer Connection	1,942,017	1,572,000	1,572,000	1,167,000	1,167,000
367110 Competency Certificate	50,010	35,000	35,000	50,000	50,000
Special Assessments & Fees	21,041,538	20,873,820	20,873,820	20,291,160	20,291,160

Intergovernmental Revenue

Grants

331100 Grants-General	57,194	-	125,280	-	-
331200 Grants-Public Safety	-	-	-	-	-
331224 Sheriff-Federal Grants	433,144	415,803	725,952	172,853	172,853
331228 Supervised Visitation	32,425	380,707	367,575	-	358,237
331230 Emergency Management	585,287	852,606	1,267,612	28,787	108,112
331392 ARRA - Planning & Dev	157,652	-	2,570,376	-	-
331490 Transportation Revenue Grant	442,691	-	8,288,216	-	-
331491 Transportation-Federal	3,809,735	-	3,804,702	-	-
331500 Shelter Plus Care	354,387	1,339,405	1,325,619	235,872	1,206,333
331500 Disaster Recovery	4,395	324,158	427,956	-	249,519
331501 Build America Bond	1,593,624	1,593,624	1,593,624	1,593,623	1,593,623
331540 Community Development Block Grant	2,973,142	4,092,256	3,850,768	1,698,026	4,244,330
331541 CDBG - Recovery	249,826	-	-	-	-
331550 Emergency Shelter	129,024	107,801	90,615	152,914	201,220
331551 HPRP - Homelessness	389,253	206,553	147,760	-	-
331570 Neighborhood Stabilization Grant	238,683	5,471,403	5,458,017	-	5,074,151
331590 HOME Program	1,043,022	2,851,757	2,737,748	574,755	2,971,598
331690 CSBG-Community Services Block Grant	266,128	147,480	322,635	171,820	171,820
331692 Child Mental Health	442,747	1,742,500	2,057,253	2,000,000	2,500,000
331693 Early Retirement	349,263	50,000	50,000	-	-
331700 Culture Recreation	4,634	-	-	-	19,995
331720 Federal Recreation	-	-	200,000	-	-
331721 ERate Telecom Discount	25,948	32,500	32,500	32,500	32,500
331820 Adult Drug Court	303,997	299,867	299,867	-	-
331890 Mental Health Court Grant	-	-	249,924	-	249,924
334100 General Government Grant (State)	-	4,562	4,562	-	-
334200 EMS Trust Fund Grant	440,132	213,441	324,382	103,218	-
334220 Public Safety Grant	123,519	86,489	192,702	5,397	5,397
334221 Sheriff-State Grants	4,692,778	3,250,199	3,332,665	3,250,199	3,250,199
334310 Water Supply Grant	294,862	-	82,098	-	-
334360 Stormwater	69,386	-	834,397	-	-
334370 Stormwater Retrofit	33,356	-	333	-	-
334390 Tank Inspection Grant	133,171	117,500	117,500	-	-
334392 Petroleum Cleanup Grant	236,569	241,885	241,885	-	-
334392 Gopher Tortoise Habitat Mgmt	-	-	7,300	-	-
334393 FL Fish and Wildlife - Lake Jessup	17,109	-	-	-	-
334490 Transportation Revenue	279,109	-	14,092,823	-	-
334499 FDOT 17-92 CRA Lighting	10,261	-	-	10,886	10,886
334691 HRS/CDD Contract	9,558	-	-	-	-
334697 Mosquito Control Grant	36,843	18,396	18,553	18,500	18,500
334710 Aid To Libraries	133,669	135,000	135,000	159,274	159,274
334720 Florida Recreation Grant	72,664	-	-	-	-
334750 Environmental - CS Lee Boating Imp	-	-	200,000	-	-
334750 Environmental - Big Tree Trailhead	63,107	-	-	-	-
337300 NPDES Cities	2,728	-	-	10,000	10,000

Countywide Summary of Sources

	FY 2010/11 Actual	FY 2011/12 Adopted	FY 2011/12 Amended	FY 2012/13 Tentative	FY 2012/13 2nd PH
Intergovernmental Revenue (Continued)					
Grants (continued)					
337900 Local Grants & Aids	9,625	-	-	-	-
Public Works - Casselberry Utilites			1,633,000		
Public Works - SSNOCWTA Utilites			1,056,300		
Stormwater - Watershed Atlas	35,000	40,000	40,000	40,000	40,000
Little Wekiva River Watershed Mgmt			167,139		
Yankee Lake Surface Water Plant			19,011		
389400 Proprietary-Other Grants	1,687,185	-	-	-	-
Grants	22,266,832	24,015,892	58,493,649	10,258,624	22,648,471
Shared Revenues					
335120 State Revenue Sharing	7,342,914	7,386,500	7,386,500	7,600,320	7,600,320
335130 Insurance Agents	124,305	120,000	120,000	120,000	120,000
335140 Mobile Home Licenses	33,027	31,000	31,000	31,000	31,000
335150 Alcoholic Beverage	133,902	135,000	135,000	135,000	135,000
335160 Sales & Use Tax	446,500	446,500	446,500	446,500	446,500
335180 Half-Cent State Sales	19,163,085	19,200,000	19,200,000	20,200,000	20,200,000
335210 Firefighters Supplement	96,234	100,000	100,000	100,000	100,000
335220 E911 Wireless	1,432,331	1,350,000	1,350,000	1,325,000	1,325,000
335225 E911 Telephone	900,335	950,000	950,000	905,000	905,000
335491 Constitutional Gas Tax	3,473,381	3,550,000	3,550,000	3,450,000	3,450,000
335492 County Gas Tax	1,516,181	1,500,000	1,500,000	1,500,000	1,500,000
335493 Motor Fuel Tax	132,728	135,000	135,000	135,000	135,000
335520 SHIP State Housing	1,750,847	4,357,586	4,072,315	-	733,822
335710 Boating Improvement	81,627	78,000	78,000	81,000	81,000
337100 Economic Incentive	39,575	44,500	44,500	126,000	126,000
338410 Tax Increments-17-92 CRA Cities	713,097	666,739	666,739	638,507	638,507
338420 Tax Increments - 17-92 CRA County	1,087,826	1,010,533	1,010,533	1,040,420	1,040,420
Shared Revenues	38,467,895	41,061,358	40,776,087	37,833,747	38,567,569
Intergovernmental Revenue	60,734,727	65,077,250	99,269,736	48,092,371	61,216,040
Charges For Services					
Internal Insurance Premiums					
341210 Internal Service Fees	3,499,365	3,950,000	3,950,000	3,852,500	3,852,500
341220 Health - BOCC Employer	10,060,668	10,212,000	10,212,000	10,856,000	10,856,000
341230 Health - BOCC Employee	2,509,667	2,482,000	2,482,000	2,132,000	2,132,000
341240 Health - BOCC Retiree	860,703	964,000	964,000	1,091,000	1,091,000
341250 Health - BOCC Cobra	64,178	78,000	78,000	18,000	18,000
341260 Health - Tax Collector	720,775	688,000	688,000	621,000	621,000
341265 Health - Property Appraiser	-	500,000	500,000	568,000	568,000
341270 Health - Supervisor of Elections	136,431	142,000	142,000	134,000	134,000
341280 Health - Port Authority	33,062	34,000	34,000	32,000	32,000
Internal Insurance Premiums	17,884,849	19,050,000	19,050,000	19,304,500	19,304,500
Water and Sewer					
343310 Water Utility-Residential	20,845,680	19,845,000	19,845,000	20,756,000	20,756,000
343315 Private Commercial Fire	8,885	-	-	21,000	21,000
343320 Water Utility - Bulk	45,102	56,000	56,000	58,000	58,000
343330 Meter Set Charges	161,715	122,700	122,700	124,000	124,000
343340 Meter Reconnect Charges	292,462	350,000	350,000	353,000	353,000
343350 Capacity Maint-Water	6,353	6,000	6,000	6,000	6,000
343360 Recycled Water - Bulk	1,552,982	1,042,000	1,042,000	1,317,000	1,317,000
343510 Sewer Utility - Residential	24,142,575	23,680,000	23,680,000	24,645,000	24,645,000
343520 Sewer Utility - Bulk	3,540,711	3,201,000	3,201,000	3,297,000	3,297,000
343550 Capacity Maint-Sewer	14,743	17,000	17,000	17,000	17,000
Water and Sewer	50,611,208	48,319,700	48,319,700	50,594,000	50,594,000

Countywide Summary of Sources

	FY 2010/11 Actual	FY 2011/12 Adopted	FY 2011/12 Amended	FY 2012/13 Tentative	FY 2012/13 2nd PH
Charges For Services (Continued)					
<u>Solid Waste</u>					
343412 Transfer Station	9,553,339	9,300,000	9,300,000	9,269,000	9,269,000
343414 Osceola Landfill	813,212	800,000	800,000	789,000	789,000
343417 Recycling Fees	2,065,483	1,500,000	1,500,000	1,000,000	1,000,000
343419 Other Landfill Charges	5,450	6,000	6,000	6,000	6,000
Solid Waste	12,437,484	11,606,000	11,606,000	11,064,000	11,064,000
<u>Court Charges</u>					
341160 Court Technology - \$2 Recording Fee	506,556	490,000	490,000	520,000	520,000
342390 Housing Of Pris - Domestic Violence	43,611	45,000	45,000	45,000	45,000
342910 Impound/Immobilization	22,350	20,000	20,000	20,000	20,000
342920 Supervisor - PAY	23,450	30,000	30,000	30,000	30,000
348880 Supervision - Probation	867,040	900,000	900,000	900,000	900,000
348921 Court Innovations	131,197	131,250	131,250	136,250	136,250
348922 Legal Aid	131,197	131,250	131,250	136,250	136,250
348923 Law Library	131,197	131,250	131,250	136,250	136,250
348924 Juvenile Alternative	131,197	131,250	131,250	136,250	136,250
348930 Facilities Fee-County \$30 Traffic	2,104,279	2,300,000	2,300,000	2,100,000	2,100,000
348991 Teen Court -\$3 Court Cost	188,650	175,000	175,000	185,000	185,000
348992 Police Education - \$2 Court Cost	66,353	58,750	58,750	58,750	58,750
348993 Crime Prevention Court Costs	87,733	95,000	95,000	80,000	80,000
348994 Alcohol/Drug Abuse	38,016	41,000	41,000	40,000	40,000
348995 Criminal Justice Ed \$2.50 Court Cost	175,255	176,250	176,250	176,250	176,250
Court Charges	4,648,081	4,856,000	4,856,000	4,700,000	4,700,000
<u>Governmental Services</u>					
341320 Admin - School Impact	82,357	75,000	75,000	80,000	80,000
341350 MSBU Applications	700	5,500	5,500	44,345	44,345
341358 Admin Fee - Street Lighting	-	-	-	155,000	155,000
341520 Sheriffs Fees	162,944	553,000	553,000	497,000	497,000
342100 Sheriff Contracts	1,906,419	1,521,604	1,521,604	1,842,122	1,842,122
342320 Housing of Prisoners	2,997,076	3,011,250	3,011,250	3,050,000	3,050,000
342330 Inmate Fees	278,560	291,000	291,000	291,000	291,000
342430 Emergency Management	2,656	1,500	1,500	1,500	1,500
342530 Iron Bridge	199,200	202,400	202,400	209,288	209,288
342610 Ambulance Transport	4,352,066	3,500,000	3,500,000	3,800,000	3,800,000
342930 Training Center Fees	68,100	70,000	70,000	70,000	70,000
343900 Other Physical Env Fees-Soil Tests	331	1,000	1,000	1,000	1,000
343901 Tower Communication Fees	54,652	52,500	52,500	55,000	55,000
343902 Fiber WAN Fees	27,886	12,600	12,600	21,950	21,950
343904 Stormwater - Agencies (Public Services)	72,958	41,000	41,000	45,000	45,000
344910 Signal Maintenance - Agencies	702,933	697,784	697,784	717,682	717,682
344920 Fiber Construction and Maintenance	331,098	341,114	341,114	331,503	331,503
346400 Animal Control	213,872	225,000	225,000	225,000	225,000
347200 Parks and Recreation	1,321,832	1,300,000	1,300,000	1,325,000	1,325,000
347201 Passive Parks	2,756	86,000	86,000	65,000	65,000
347301 Museum Fees	2,334	1,500	1,500	2,000	2,000
347501 Yarborough Nature	16,937	20,000	20,000	6,000	6,000
349100 Fleet Service Charges - Agencies	230,068	200,000	353,562	200,000	200,000
369940 Reimbursements - Radios	125,605	120,000	120,000	120,000	120,000
Governmental Services	13,153,340	12,329,752	12,483,314	13,155,390	13,155,390
Charges For Services	98,734,962	96,161,452	96,315,014	98,817,890	98,817,890

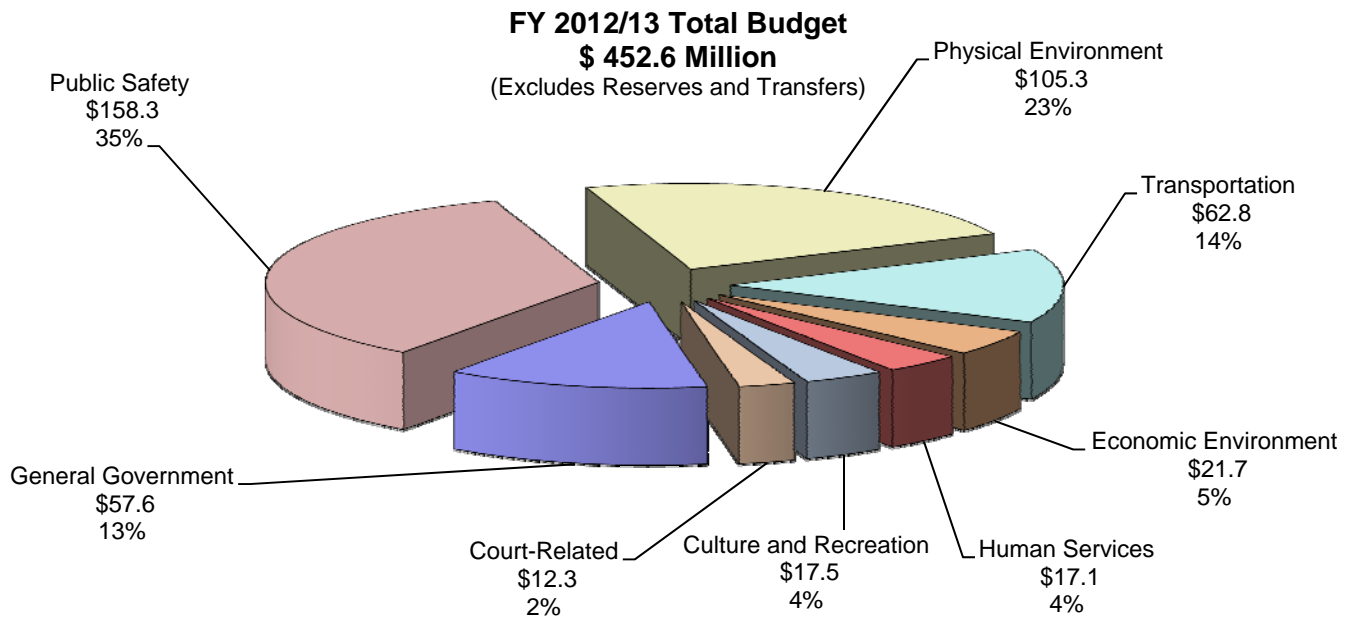
Countywide Summary of Sources

	FY 2010/11 Actual	FY 2011/12 Adopted	FY 2011/12 Amended	FY 2012/13 Tentative	FY 2012/13 2nd PH
Miscellaneous Revenue					
Interest					
361100 Interest On Investments	6,608,288	3,268,037	3,268,037	2,933,775	2,933,775
361120 SHIP Mortgage Interest	-	-	-	-	-
361130 Interest-Condemns	144	100	100	100	100
361132 Interest - Tax Collector	6,650	150	150	25	25
361133 Interest - Sheriff	13,188	20,000	20,000	10,000	10,000
361200 Interest-State Board Administration	65	-	-	-	-
Interest	6,628,335	3,288,287	3,288,287	2,943,900	2,943,900
Fines & Forfeits					
351500 Traffic-Parking	23,520	25,000	25,000	20,000	20,000
351700 Intergovt Radio Prog - \$12.50 Traffic	521,568	520,000	520,000	525,000	525,000
351910 Law Enforcemt Trust-Confiscations	356,359	-	-	-	-
352100 Library	216,564	240,000	240,000	220,000	220,000
354200 Code Enforcement	214,326	100,000	100,000	150,000	150,000
354410 Arbor Violation	9,400	-	-	8,222	8,222
359901 Adult Diversion - Pretrial	352,713	350,000	350,000	350,000	350,000
359902 Probation-Community Svc Insurance	16,757	15,000	15,000	15,000	15,000
359903 Adult Drug Court	36,596	-	-	-	-
Fines & Forfeits	1,747,803	1,250,000	1,250,000	1,288,222	1,288,222
Other Miscellaneous					
341357 Admin Fee - Solid Waste/MSBU	270,000	270,000	270,000	705,000	705,000
343903 Reband 800 MHZ Settlement	-	-	832,277	-	-
362100 Rents And Royalties	65,856	63,750	63,750	75,370	75,370
364100 Fixed Asset Sale	112,830	53,500	53,500	52,500	52,500
365101 Methane Gas Sales	338,758	380,000	380,000	380,000	380,000
366100 Contributions & Donations	1,112,277	-	333,720	-	-
366101 Contributions/Port Authority	550,000	450,000	450,000	450,000	450,000
366150 Proportionate Share - Transp Improvemts	237,370	-	-	-	-
369100 Tax Deed Surplus	6,757	-	-	-	-
369310 Insurance Proceeds	1,517,802	2,104,000	2,318,035	2,195,000	2,195,000
369900 Miscellaneous-Other	1,286,158	530,550	530,550	469,025	469,025
369910 Copying Fees	52,089	54,700	54,700	55,000	55,000
369911 Maps and Publications	258	1,000	1,000	1,000	1,000
369912 Miscellaneous Sheriff	557,637	475,000	475,000	525,000	525,000
369920 Miscellaneous - Elections	4,729	6,500	6,500	6,500	6,500
369930 Reimbursements	271,288	10,000	10,000	10,000	10,000
369930 Reimbursements - FDOT Sales Tax Deposits	-	-	13,737,079	-	-
Other Miscellaneous	6,383,809	4,399,000	19,516,111	4,924,395	4,924,395
Miscellaneous Revenue	14,759,947	8,937,287	24,054,398	9,156,517	9,156,517
Total Current Revenue	\$ 432,305,003	\$ 384,500,929	\$ 433,964,088	\$ 356,113,609	\$ 369,237,278
Other Sources					
Transfers					
381100 Transfers	21,465,370	23,456,286	54,952,341	47,630,556	48,207,729
Transfers	21,465,370	23,456,286	54,952,341	47,630,556	48,207,729
Other Sources	21,465,370	23,456,286	54,952,341	47,630,556	48,207,729
Beginning Fund Balance					
Beginning Fund Balance					
399999 Beginning Fund Balance	616,477,811	390,540,847	605,518,115	362,763,697	362,763,697
Beginning Fund Balance	616,477,811	390,540,847	605,518,115	362,763,697	362,763,697
Total Countywide Summary of Sources	\$ 1,070,248,184	\$ 798,498,062	\$ 1,094,434,544	\$ 766,507,862	\$ 780,208,704

Countywide Budgetary Uses

The County provides a variety of services to its citizens to ensure health, safety and quality of life. The following pie chart is a summary of the County's total operating and capital spending plan for FY 2012/13 by category of service. The use categories are State-defined as a means of establishing consistency in reporting for local governmental entities. An explanation for each state-designated use category is detailed following the chart, along with a discussion of the various types of services provided within the applicable category and the associated costs.

Note that County Debt expenditures are included in the chart as part of the service area benefited by the debt. This view excludes appropriations of operating transfers to other funds and estimated reserves; representing the proposed operating and capital spending plan for the upcoming fiscal year.



General Government - Services provided by the County for the benefit of the public and the governmental body as a whole. This category includes approximately \$11M allocated to the Constitutional Officers for tax collection, property appraisal, election functions and record keeping and accounting for the Board's operations. Approximately \$9M is designated for property management and maintenance of buildings. Approximately \$24M is allocated for insurance on buildings/property/vehicles and paying for workers compensation claims and other general liability obligations.

Public Safety - Services provided by the County for the safety and security of the public, including approximately \$61M allocated for law enforcement and \$34M for jail operations. Approximately, \$50M is allocated for fire/rescue, 911, and other emergency service operations. Funding is also provided for juvenile detention, probation officers, the Medical Examiner and services related to assuring homes and commercial facilities are safe for the citizens.

Countywide Budgetary Uses

Physical Environment - Functions performed by the County to achieve a satisfactory living environment by controlling and utilizing elements of the environment for the community as a whole, including: approximately \$82M allocated to providing citizens and businesses with water, sewer, and landfill operations. Approximately \$20M is allocated for garbage collection/disposal services, street lighting, aquatic weed control, and other Municipal services to unincorporated residents. The remainder is allocated to protect the water quality of our lakes and other water bodies and for the construction and maintenance of stormwater related infrastructure.

Transportation – Appropriations for the development and improvement of the safe and adequate flow of vehicles, travelers and pedestrians including: road and street facilities, water transportation systems, mass transit, and parking facilities. Approximately \$41M is designated to road related capital projects (see Projects Section for detail of all projects). Approximately \$10M is allocated to repairing/maintaining roads, right-of-ways, medians, bridges, stormwater infrastructure, and trails. Approximately \$5M is provided for traffic operations; including items such as signals, roadway stripping, and signs. Over \$4M is allocated public transportation to support bus services within the County.

Economic Environment – Funding is used to develop and improve the economic condition of the community and its citizens. Approximately, \$13M is allocated to provide funding to Community Redevelopment Agencies to redevelop 17-92 and other communities. Approximately \$3M is allocated to develop tourism and business activities within the County.

Human Services – Funding is provided for public assistance programs, care for indigent persons, and services for the care, treatment and control of human illness, injury or handicap. The County spends approximately \$9M for these services. Approximately \$5M is allocated for County Medical Care.

Culture and Recreation – Cost of providing and maintaining cultural and recreational facilities and activities for the benefit of citizens and visitors, including: libraries, parks and recreation, and other cultural and recreation services. Approximately \$6M is allocated to the County Library System. Over \$6M is allocated to nature preservation through parks/trails/natural lands, and the provision of recreational programs.

Court-Related – The County provides support for the State's Court System. Approximately \$6.7M is allocated for the judicial operations and to the Sheriff to provide security for the judicial courts.

Other Appropriations (not included in this chart):

Transfers – Transfers between individual funds of a governmental unit are not repayable, nor considered charges for goods or services. These expenditures (transfers out) correspond to an equal amount of interfund revenue (transfers in). See detailed transfers in the Countywide section of this book.

Reserves – Reserves represent funding that is not appropriated for expenditure within the representative fund. Reserves must be used in accordance with the funding intent (i.e. legally restricted for a specific purpose or available for general appropriation). See detailed Reserves in the Countywide section of this book.

Countywide Summary of Uses by Service Area / Program

	FY 2010/11 Actual	FY 2011/12 Adopted	FY 2011/12 Amended	FY 2012/13 1ST PH Tentative	FY 2012/13 2nd PH
--	----------------------	-----------------------	-----------------------	-----------------------------------	----------------------

General Government Services

Board of County Commissioners	\$ 493,225	\$ 430,939	\$ 430,939	\$ 395,742	\$ 395,742
County Attorney	1,166,057	1,021,426	1,021,426	904,236	904,236
County Manager	380,756	344,927	344,927	308,433	308,433
Budget & Fiscal Management	348,608	258,647	258,647	498,222	500,722
Central Charges	1,666,859	1,334,442	1,316,006	1,660,898	1,641,898
Purchasing and Contracts	540,588	577,167	577,167	476,235	476,235
Training & Development	-	-	-	-	155,669
Training & Benefits	437,379	518,964	521,772	305,368	-
Administration	791,259	912,052	914,860	233,238	203,058
Printing Services	27,506	50,655	50,655	-	9,713
Mail Services	134,823	17,087	17,087	42,502	42,502
Document Management	27,506	50,655	50,655	360,475	350,762
Facilities	6,447,052	7,548,624	14,949,728	8,586,379	8,988,046
Fleet Management	227,513	90,728	90,728	732,214	732,214
Property/Liability Insurance	2,339,678	2,773,043	2,773,043	2,599,964	2,599,964
Workers' Compensation Insurance	2,549,098	3,335,678	3,335,678	3,493,225	3,493,225
Health Insurance	14,016,090	15,855,600	15,855,600	17,922,817	17,922,817
Human Resources	442,043	346,282	346,282	360,167	384,357
Community Information	245,273	177,406	322,449	206,831	206,831
Growth Management Business Office	604,362	632,232	632,232	451,364	596,364
Clerk of the Court	1,964,700	1,164,137	1,164,137	1,260,466	1,260,466
Supervisor Of Elections	2,564,345	3,154,241	3,142,521	2,213,824	2,232,824
Property Appraiser	4,756,519	4,732,311	4,732,311	4,742,065	4,742,065
Tax Collector	6,981,889	4,793,398	4,793,398	3,143,421	3,143,421
Greenways & Trails	-	-	311,855	404,748	404,748
E-911	197,799	200,300	200,300	175,618	175,618
Telecommunications	-	-	-	-	1,200,000
Engineering Professional Support	149,432	147,892	599,024	88,300	88,300
17-92 Community Redevelopment Agency	-	4,562	4,562	-	-
Comprehensive & Current Planning Program	1,512,059	1,729,602	1,736,035	1,753,011	1,753,011
Building Program	113,058	115,322	145,322	180,098	180,098
Network Infrastructure Support & Maintenance	210,943	50,675	97,155	305,734	367,443
Customer Help Desk	498,162	421,671	421,671	417,909	417,909
Workstation Support & Maintenance	57,480	(5,323)	-	48,396	(5,918)
Telephone Support & Maintenance	130,264	137,793	136,831	142,686	142,687
Geographic Information Systems (GIS)	543,533	603,180	603,180	558,021	558,021
Enterprise Application Support	829,680	869,813	889,813	894,622	894,622
Business Process Management	184,463	142,745	79,517	137,338	137,338
General Government Services	53,580,001	54,538,873	62,867,513	56,004,567	57,605,441

Public Safety

Central Charges	3,742,560	3,739,170	3,748,473	5,742,102	5,742,102
Facilities	435,351	-	1,165,243	-	-
Law Enforcement	61,963,187	60,466,534	61,270,950	60,801,364	60,801,364
Jail Operation and Maintenance	32,625,307	32,854,415	32,904,101	34,138,228	34,138,228

Countywide Summary of Uses by Service Area / Program

	FY 2010/11 Actual	FY 2011/12 Adopted	FY 2011/12 Amended	FY 2012/13 1ST PH Tentative	FY 2012/13 2nd PH
Public Safety (continued)					
Police Education	218,805	244,528	433,702	244,528	244,528
Law Enforcement Trust	289,406	-	-	-	-
Public Safety Business Office	331,043	333,872	397,100	418,107	418,107
EMS Performance Management	203,419	209,844	209,844	207,541	207,541
Emergency Communications	2,129,168	2,171,842	2,211,634	2,118,260	2,118,260
E-911	1,577,451	1,973,835	1,973,835	1,739,804	1,739,804
Petroleum Storage Tanks Bureau	346,449	359,385	359,385	-	-
Emergency Management (County)	413,508	417,909	417,909	371,089	371,089
Emergency Management (Grants)	365,754	345,021	572,638	5,397	14,146
EMS/Fire/Rescue (County)	43,590,488	42,768,065	44,180,976	47,143,717	45,973,717
EMS/Fire/Rescue (Grants)	808,868	843,729	1,250,928	144,292	111,650
Fire Prevention Bureau	545,248	549,654	549,654	547,797	547,797
Telecommunications	1,165,032	830,835	20,789,571	1,978,520	778,520
Mandated Services - Community Services	505,800	650,000	650,000	564,000	564,000
Supervised Visitation	32,426	380,707	367,575	-	358,237
Probation	1,768,244	1,938,078	1,938,078	1,881,313	1,881,313
DJJ Pre-disposition Services (Closed)	2,525,647	1,250,000	1,400,000	-	-
Building Program	2,331,885	2,363,257	2,363,257	2,290,971	2,290,971
Public Safety	157,915,046	154,690,680	179,154,853	160,337,030	158,301,374
Physical Environment					
MSBU Program	15,859,144	18,991,004	20,496,163	19,720,077	19,720,077
Facilities	97,599	-	1,491,155	-	-
Growth Management Business Office	22,725	10,000	142,093	10,000	10,000
Greenways & Trails	240	4,081	403,961	4,209	4,209
Extension Service	250,828	315,167	315,167	237,935	237,935
Roads-Stormwater Repair and Maintenance	1,920,775	2,268,083	2,268,083	2,089,804	2,089,804
Water Quality	1,174,366	1,294,729	1,395,006	1,197,775	1,197,775
Capital Projects Delivery	1,086,613	124,769	6,871,383	303,197	303,197
ES Business Office	636,907	667,667	667,667	692,136	692,136
Utility Revenue Collection & Mgmt Program	1,927,081	1,760,215	1,760,215	1,431,913	1,431,913
Water Management Program	8,220,464	9,577,400	10,026,406	10,711,549	10,711,549
Wastewater Management Program	14,683,415	50,333,495	72,390,805	14,930,227	14,930,227
Water & Sewer Op Inventory Program	2,557,033	561,256	550,000	1,514,290	1,514,290
Water Conservation Program	335,179	521,395	521,395	523,762	523,762
Utilities Engineering Program	62,109,976	48,608,760	80,442,058	40,925,576	40,925,576
Central Transfer Station Operations	3,094,856	2,923,410	3,030,954	2,997,404	2,997,404
Landfill Operations	3,424,666	3,102,822	3,172,822	2,687,030	2,687,030
SW-Compliance & Program Mgmt Program	6,161,010	5,941,370	10,337,814	5,353,482	5,353,482
Solid Waste (History only)	(33,321)	-	-	-	-
Comprehensive & Current Planning Program	60,053	-	35,187	-	-
Agency Funds	41,186	-	-	-	-
Physical Environment	123,630,795	147,005,623	216,318,334	105,330,366	105,330,366

Countywide Summary of Uses by Service Area / Program

	FY 2010/11 Actual	FY 2011/12 Adopted	FY 2011/12 Amended	FY 2012/13 1ST PH Tentative	FY 2012/13 2nd PH
Transportation					
Central Charges	1,250,280	1,253,740	7,630,918	-	-
Greenways & Trails	1,027,190	1,178,625	1,046,928	1,169,678	1,169,678
Public Works Business Office	1,030,704	981,801	981,801	1,347,543	1,347,543
Roads-Stormwater Repair and Maintenance	7,493,923	8,590,989	10,021,297	8,597,493	8,589,748
Capital Maintenance	215,230	6,600,000	6,766,587	6,600,000	6,600,000
Seminole County Expressway Authority	1,569	37,774	37,789	37,789	37,789
Engineering Professional Support	1,460,877	1,740,813	1,740,813	1,665,802	1,136,434
Capital Projects Delivery	64,531,424	17,126,061	130,878,811	32,429,865	33,955,431
Survey Operations	236,695	-	-	-	483,227
Traffic Operations	6,142,089	6,353,177	13,615,585	5,378,869	5,378,869
Mass Transit Program (LYNX)	4,083,948	4,083,948	4,252,957	4,083,948	4,083,948
Transportation	87,473,929	47,946,928	176,973,486	61,310,987	62,782,667

Economic Environment

Central Charges	3,705,406	3,422,333	3,422,333	3,355,861	3,355,861
Tourism Development	1,559,105	1,676,097	1,693,597	1,687,776	1,687,776
Economic Development Program	1,059,813	1,269,910	1,902,356	1,649,129	1,649,129
Grant Low Income Assistance	389,254	206,553	147,760	-	-
Community Development Grants	6,454,944	16,369,270	15,810,280	2,183,470	12,982,896
17-92 Community Redevelopment Agency	1,164,464	429,386	3,065,765	2,064,949	2,064,949
Economic Environment	14,332,986	23,373,549	26,042,091	10,941,185	21,740,611

Human Services

Animal Services	1,891,931	2,134,206	2,147,038	2,164,015	2,164,015
Community Service Business Office	166,439	175,539	175,539	568,469	568,469
County Health Department	1,010,294	1,026,166	1,026,166	1,184,850	1,184,850
Adoption Support (Closed)	20,844	-	-	-	-
Mandated Services - Community Services	5,548,381	4,650,412	4,650,412	4,955,412	4,955,412
Substance and Drug Abuse	38,800	97,291	82,406	86,354	86,354
Child Mental Health Initiative	442,747	1,742,500	2,057,253	2,000,000	2,500,000
Recipient Agency Grants	-	-	249,924	-	249,924
Veterans Services	203,764	208,011	208,011	206,272	356,272
County Low Income Assistance	1,391,731	1,678,409	2,578,409	2,475,881	2,475,881
Grant Low Income Assistance	832,078	1,749,298	1,798,317	414,045	1,384,506
Community Development Grants	268,659	573,278	677,076	235,872	485,391
Extension Service	22,930	25,376	25,376	21,220	21,220
Mosquito Control	429,478	603,941	604,098	657,378	657,378
Agency Funds	6,036	-	-	-	-
Human Services	12,274,112	14,664,427	16,280,025	14,969,768	17,089,672

Countywide Summary of Uses by Service Area / Program

	FY 2010/11 Actual	FY 2011/12 Adopted	FY 2011/12 Amended	FY 2012/13 1ST PH Tentative	FY 2012/13 2nd PH
Culture & Recreation					
Central Charges	4,427,564	4,931,358	4,981,706	4,467,959	4,467,959
Leisure Services Business Office	489,253	930,772	932,775	656,495	756,495
Recreational Activities & Programs	3,331,052	3,593,821	3,685,803	3,602,844	3,622,839
Greenways & Trails	1,602,519	1,422,909	1,946,074	1,301,051	1,301,051
Library Services	6,155,743	6,156,533	6,224,573	5,693,610	5,693,610
Extension Service	107,176	112,322	112,322	102,373	102,373
Capital Projects Delivery	355,236	133,181	14,213,530	1,180,401	1,180,401
Natural Lands	409,641	332,861	1,462,661	333,974	353,969
Agency Funds	17,144	-	-	-	-
Culture & Recreation	16,895,328	17,613,757	33,559,444	17,338,707	17,478,697
Court Related					
Central Charges	3,229,305	3,233,405	3,241,750	3,234,955	3,234,955
Facilities	51,053	-	2,470,066	-	-
Judicial Security	4,641,671	4,468,521	4,468,521	4,520,387	4,520,387
Judicial	2,287,064	2,027,174	2,604,628	2,184,736	2,184,736
Guardian Ad Litem	91,454	102,242	102,242	127,120	127,120
Legal Aid	330,808	330,808	330,808	330,808	330,808
Law Library	131,250	131,250	131,250	136,250	136,250
Court Support Technology (Article V)	880,335	1,066,035	1,751,479	1,042,936	1,042,936
Adult Drug Court Grant	303,998	299,867	299,867	-	-
Prosecution Alternatives For Youth (PAY)	498,482	496,503	496,503	501,250	501,250
Mental Health Court	-	-	249,924	-	-
Teen Court	181,980	188,177	188,177	189,498	189,498
Court Related	12,627,400	12,343,982	16,335,215	12,267,940	12,267,940
Interfund Transfers (b)					
Central Accounts	20,925,756	22,845,101	54,341,156	47,630,556	48,207,729
Interfund Transfers	20,925,756	22,845,101	54,341,156	47,630,556	48,207,729
Reserves (c)					
Central Accounts	-	304,044,761	313,384,778	280,376,756	279,404,207
Reserves	-	304,044,761	313,384,778	280,376,756	279,404,207
Grand Total	\$ 499,655,353	\$ 799,067,681	\$ 1,095,256,895	\$ 766,507,862	\$ 780,208,704

(a) In accordance with Seminole County's Charter, the Board hereby establishes Commissioner salaries pursuant to the salary formula under chapter 145 of the Florida Statutes, effective January 1, 2012.

(b) See Countywide Transfer Summary for detail

(c) Ending reserves and changes in fund balance are not included in FY 2010/11 Actual

Summary of Uses by Service Area / Object Classification

Service Area	Personal Services	Operating Expenditures	Internal Charges / Other	Cost Allocations
General Government	\$ 15,745,671	\$ 43,626,272	\$ 2,117,165	\$ (20,732,886)
Public Safety	42,699,767	8,475,563	5,882,180	(814,435)
Physical Environment	13,713,490	38,006,096	8,827,661	(1,059,908)
Transportation	10,456,190	9,585,873	6,303,803	(2,404,955)
Economic Environment	978,549	2,961,730	96,838	-
Human Services	3,573,779	2,737,714	664,418	-
Cultural & Recreation	6,694,094	2,908,722	1,370,302	-
Transfers	-	-	-	-
Reserves	-	-	-	-
Court Related	1,093,580	717,843	2,202,363	-
Total Appropriations	94,955,120	109,019,813	27,464,730	(25,012,184)

Summary of Uses by Service Area / Object Classification

Capital Outlay - Equipment	Debt Service	Grants & Aids	Transfers	Reserves	Capital Outlay - Improvements	Total
\$ 1,218,000	\$ -	\$ -	\$ 12,502,337	\$ -	\$ 3,128,882	\$ 57,605,441
2,618,080	5,742,102	734,341	92,663,776	-	300,000	158,301,374
1,095,072	20,852,519	-	-	2,500	23,892,936	105,330,366
504,000	-	1,891,256	-	-	36,446,500	62,782,667
-	-	15,853,494	-	-	1,850,000	21,740,611
-	-	10,113,761	-	-	-	17,089,672
-	4,431,919	128,174	-	-	1,945,486	17,478,697
-	-	-	48,207,729	-	-	48,207,729
-	-	-	-	279,404,207	-	279,404,207
31,224	3,234,955	467,588	4,520,387	-	-	12,267,940
5,466,376	34,261,495	29,188,614	157,894,229	279,406,707	67,563,804	780,208,704

Countywide Transfer Summary

Transfers are internal transactions between individual funds of a governmental unit which are not repayable and are not considered charges for goods or services. These expenditures correspond to an equal amount of interfund revenue.

PROVIDING FUND	RECIPIENT FUND	Fiscal Year 2011/12	Fiscal Year 2012/13		PURPOSE
		Adopted	1st PH Tentative	2nd Public Hearing	
GENERAL FUND	FACILITIES MAINTENANCE FUND	\$ 2,000,000	\$ 2,000,000	\$ 2,000,000	Facilities Maintenance
GENERAL FUND	FLEET REPLACEMENT FUND	2,000,000	2,000,000	2,000,000	Vehicle Replacement
GENERAL FUND	TECHNOLOGY REPLACEMENT FUND	500,000	750,000	750,000	Technology Replacement
GENERAL FUND	BCC PROJECT FUND	0	0	1,625,594	Radio Replacement & Work Release Center
GENERAL FUND	TRANSPORTATION TRUST	4,300,000	4,179,762	4,151,442	Public Works
GENERAL FUND	NINTH-CENT FUEL TAX FUND	1,830,764	1,855,764	1,855,764	Mass Transit
GENERAL FUND	BUILDING PROGRAM FUND	550,000	694,971	694,971	Building Program
GENERAL FUND	COURT SUPPORT TECHNOLOGY FEE	362,152	401,436	401,436	Technology Support - Court System
GENERAL FUND	STORMWATER	1,200,000	1,088,275	1,088,275	Stormwater Operations
GENERAL FUND	ECONOMIC DEVELOPMENT	1,103,000	1,459,504	1,459,504	Economic Development
GENERAL FUND	GENERAL REVENUE DEBT	1,590,656	1,585,911	1,585,911	Debt Service
GENERAL FUND	COUNTY SHARED REVENUE DEBT	-	2,000,000	2,000,000	Debt Service
GENERAL FUND	SALES TAX BONDS	5,359,334	5,350,913	5,350,913	Debt Service
GENERAL FUND	INFRASTRUCTURE IMPROVEMENTS	-	1,020,101	-	Funding of Radio Replacement
GENERAL FUND TOTAL		20,795,906	24,386,637	24,963,810	
TRANSPORTATION TRUST	GAS TAX REFUNDING	1,241,318	-	-	Debt Service
WATER AND SEWER OPERATING	WATER AND SEWER (OPERATING) CAPITAL	-	22,443,919	22,443,919	Establishment of Capital Fund
SOLID WASTE FUND	LANDFILL MANAGEMENT ESCROW	-	800,000	800,000	Landfill Closure
Sub-Total of Transfers		22,037,224	47,630,556	48,207,729	
MSBU Operating	Internal to MSBU funds	538,739	-	-	Start-up funds/repayments of loans
TOTAL		\$ 22,575,963	\$ 47,630,556	\$ 48,207,729	

Policy Note: Budgeted transfer amounts reflect Board of County Commission approval for annual support to designated operations. Actual transfers are made based on operational activities.

Countywide Summary of Reserves

	FY 2010/11 Adopted	FY 2011/12 Adopted	FY 2012/13 Tentative	FY 2012/13 2nd PH
GOVERNMENTAL				
General Revenue Funds				
Sheriff Contingency	-	-	-	-
Economic Stabilization	45,807,722	43,617,265	29,740,936	30,011,817
Contingency (Emergency Reserves)	18,568,600	18,797,800	20,070,037	19,152,675
General Fund	64,376,322	62,415,065	49,810,973	49,164,492
Facilities Maintenance Fund	1,574,229	3,422,807	2,872,466	2,896,393
Fleet Replacement Fund	-	2,000,000	4,000,000	4,000,000
Technology Replacement Fund	-	500,000	1,250,000	1,250,000
Transportation Trust	6,759,309	5,310,889	5,000,000	5,000,000
Stormwater	716,615	116,271	-	-
Economic Development	576,450	347,800	347,725	347,725
Sub-Total General Revenue	\$ 74,002,925	\$ 74,112,832	\$ 63,281,164	\$ 62,658,610
Other/Non General Revenue Funds				
Natural Land Endowment Fund	855,251	852,954	786,028	766,033
Boating Improvement Fund	211,343	259,269	323,336	323,336
Building Program Fund	-	31,443	-	-
Tourist Development Fund	5,349,742	7,455,064	9,392,815	9,392,815
Fire Protection Fund	28,962,107	33,188,806	27,562,972	28,732,972
Court Support Technology Fee	300,000	289,896	300,000	300,000
Infrastructure Sales Tax Funds	113,029,568	132,137,904	125,513,494	124,013,494
Transportation Impact Fee Funds	(76,830,314)	(74,760,629)	(67,855,975)	(67,855,975)
Teen Court Fund	204,299	199,131	214,250	214,250
Enhanced 911 Fund	4,136,944	5,743,587	6,368,702	6,368,702
Fire/Rescue-Impact Fee	120,305	2,529,529	2,588,980	2,588,980
Library-Impact Fee	221,783	94,095	187,823	187,823
17/92 Redevelopment Fund	2,165,457	7,921,366	7,755,620	7,755,620
MSBU Solid Waste	4,778,930	4,789,000	4,228,770	4,228,770
MSBU Program	1,085,115	-	288,774	288,774
Infrastructure Sales Tax Funds	-	-	-	-
Jail Project/2005	-	436,415	-	-
Natural Lands/Trails Bond Fund	5,039,655	3,473,065	1,890,772	1,890,772
Courthouse Projects Fund	368,500	425,270	395,761	395,761
Sub-Total Other Non-General Revenue	\$ 89,998,685	\$ 125,066,165	\$ 119,942,122	\$ 119,592,127
PROPRIETARY FUNDS				
Water And Sewer Funds				
Unrestricted	18,842,686	12,548,719	11,899,923	11,899,923
Restricted	32,869,850	32,475,743	29,045,718	29,045,718
Solid Waste Fund				
Unrestricted	22,182,463	25,069,034	26,833,468	26,833,468
Restricted	14,363,987	16,078,266	16,893,028	16,893,028
Self-Insurance Funds				
Property/Liability Insurance Fund	5,429,569	5,557,830	5,353,688	5,353,688
Workers' Compensation Fund	6,340,557	4,625,039	3,458,866	3,458,866
Health Insurance Fund	5,171,047	8,511,133	3,671,279	3,671,279
Sub-Total Proprietary Funds	\$105,200,159	\$ 104,865,764	\$ 97,155,970	\$ 97,155,970
Total	\$269,201,769	\$ 304,044,761	\$ 280,379,256	\$ 279,406,707



Countywide Millage Summary

	Adopted Millage Rates By Fiscal Year					Tentative
	<u>2007/08</u>	<u>2008/09</u>	<u>2009/10</u>	<u>2010/11</u>	<u>2011/12</u>	<u>2012/13</u>
COUNTYWIDE						
General Fund	4.3578	4.5153	4.9000	4.8751	4.8751	4.8751
SPECIAL DISTRICTS						
Unincorporated Road MSTU	0.1068	0.1107	0.1107	0.1107	0.1107	0.1107
Fire/Rescue MSTU	<u>2.3299</u>	<u>2.3299</u>	<u>2.3299</u>	<u>2.3299</u>	<u>2.3299</u>	<u>2.3299</u>
Total Special Districts	2.4367	2.4406	2.4406	2.4406	2.4406	2.4406
TOTAL BCC APPROVED	6.7945	6.9559	7.3406	7.3157	7.3157	7.3157

Voter Approved Millages

COUNTYWIDE						
Debt Services						
Natural Lands/Trails Voted Debt	0.1451	0.1451	0.1451	0.1700	0.1700	0.1700
TOTAL VOTER APPROVED	0.1451	0.1451	0.1451	0.1700	0.1700	0.1700

Other Agencies

Seminole County School Board						
St. Johns River Water Management District	7.4130	7.5430	7.7230	7.8010	7.7220	7.5530
	<u>0.4158</u>	<u>0.4158</u>	<u>0.4158</u>	<u>0.4158</u>	<u>0.3313</u>	<u>0.3313</u>
TOTAL OTHER AGENCIES	7.8288	7.9588	8.1388	8.2168	8.0533	7.8843

	<u>Countywide</u>	<u>Roads</u>	<u>Fire</u>	<u>Total BCC Approved</u>
2006//07	4.9989	0.1228	2.6334	7.7551
2005/06	4.9989	0.1228	2.6334	7.7551
2004/05	4.9989	0.1228	2.6334	7.7551
2003/04	4.9989	0.1228	2.6334	7.7551
2002/03	4.9989	0.1228	2.6334	7.7551
2001/02	4.9989	0.6591	2.0971	7.7551
2000/01	4.9989	0.6591	2.0971	7.7551
1999/00	4.9989	0.6591	2.0971	7.7551
1998/99	5.1579	0.6591	2.0971	7.9141
1997/98	5.1638	0.6591	2.0971	7.9200
1996/97	5.1638	0.6591	2.0971	7.9200
1995/96	5.1638	0.6591	2.0971	7.9200
1994/95	5.1638	0.6591	2.0971	7.9200
1993/94	5.2714	0.7145	2.1058	8.0917

Five Year Gross Taxable Value Comparison

*FY 2008/09		FY 2009/10		FY 2010/11		FY 2011/12		**FY 2012/13	
AMOUNT	% OF Change	AMOUNT	% OF Change	AMOUNT	% OF Change	AMOUNT	% OF Change	AMOUNT	% OF Change

COUNTYWIDE:

Prior Year Gross Taxable Value	\$33,506,218,599		\$31,635,418,833		\$28,061,917,002		\$25,343,264,959		\$23,908,105,912	
Reappraisals Amendment 1 Exemptions	42,148,719 (2,622,432,287)	0.13% (7.83%)	(3,939,224,931)	(12.46%)	(2,946,440,892)	(10.51%)	(1,569,872,302)	(6.19%)	(355,555,955)	(1.49%)
Taxable Value without New Construction	\$30,925,935,031		\$27,696,193,902		\$25,115,476,110		\$23,773,392,657		\$23,552,549,957	
New Construction	709,483,802	2.12%	365,723,100	1.16%	227,788,849	0.81%	134,713,255	0.53%	140,069,377	0.59%
Gross Taxable Value	\$31,635,418,833	(5.58%)	\$28,061,917,002	(11.30%)	\$25,343,264,959	(9.70%)	\$23,908,105,912	(5.66%)	\$23,692,619,334	(0.90%)

UNINCORPORATED ROAD IMPROVEMENTS (MSTU)

Gross Taxable Value (Prior Year)	\$16,879,664,311		\$15,853,987,972		\$14,141,921,906		\$13,061,614,960		\$12,359,285,955	
Reappraisals Amendment 1 Exemptions	20,566,358 (1,371,138,316)	0.12% (8.12%)	(1,930,346,334)	(12.18%)	(1,228,188,823)	(8.68%)	(774,404,774)	(5.93%)	(198,300,848)	(1.60%)
Taxable Value without New Construction	\$15,529,092,353		\$13,923,641,638		\$12,913,733,083		\$12,287,210,186		\$12,160,985,107	
New Construction	324,895,619	1.92%	218,280,268	1.38%	147,881,877	1.05%	72,075,769	0.55%	72,845,947	0.59%
Gross Taxable Value	\$15,853,987,972	(6.08%)	\$14,141,921,906	(10.80%)	\$13,061,614,960	(7.63%)	\$12,359,285,955	(5.38%)	\$12,233,831,054	(1.01%)

FIRE RESCUE (MSTU)

Gross Taxable Value (Prior Year)	\$20,542,667,362		\$21,331,933,505		\$18,835,158,198		\$17,182,943,400		\$16,250,734,993	
Reappraisals Amendment 1 Exemptions	250,007,886 (1,819,792,747)	1.22% (8.86%)	(2,730,832,688)	(12.80%)	(1,809,096,418)	(9.60%)	(1,016,035,669)	(5.91%)	(226,721,763)	(1.40%)
Taxable Value without New Construction	\$18,972,882,501		\$18,601,100,817		\$17,026,061,780		\$16,166,907,731		\$16,024,013,230	
New Construction	2,359,051,004	11.48%	234,057,381	1.10%	156,881,620	0.83%	83,827,262	0.49%	76,765,533	0.47%
Gross Taxable Value	\$21,331,933,505	3.84%	\$18,835,158,198	(11.70%)	\$17,182,943,400	(8.77%)	\$16,250,734,993	(5.42%)	\$16,100,778,763	(0.93%)

*FY 2008/09 - Includes added exemption impact of Amendment 1. Amendment 1, approved by Florida voters on January 29, 2008, was implemented retroactive to January 1, 2008 and provided for an additional \$25,000 modified homestead exemption; a \$25,000 Tangible Property exemption; Save Our Homes portability up to \$500,000; and a 10% cap on increases in non-homesteaded assessments.

*FY 2008/09 The City of Winter Springs Fire Services merged with the Seminole County/Municipal Fire District -Taxable Value \$2,009,169,214 added under New Construction

Excluding the FY 2012/13 proposed budget, gross taxable values are derived from the Property Appraiser's DR403AC and 403V Final Revised Recapitulation of Ad Valorem Assessment Rolls

**FY 2012/13 valuations reflect the Property Appraiser's June 25, 2012 DR420 Certification of Taxable Values

**Residential Home Property Tax Comparison
with an Average 2012 Taxable Value of \$113,000
Includes a \$50K Countywide and \$25K School Board
Homestead Exemption**



2012 Tentative Millage Rates By Taxing Authority								
Taxing District	Unincorporated Seminole County	Altamonte Springs	Casselberry	Lake Mary	Longwood	Oviedo	Sanford	Winter Springs
General Countywide	4.8751	4.8751	4.8751	4.8751	4.8751	4.8751	4.8751	4.8751
Countywide Voted Debt Natural Lands/Trails	0.1700	0.1700	0.1700	0.1700	0.1700	0.1700	0.1700	0.1700
School District	7.5530	7.5530	7.5530	7.5530	7.5530	7.5530	7.5530	7.5530
St Johns River Water Management District	0.3313	0.3313	0.3313	0.3313	0.3313	0.3313	0.3313	0.3313
Total Countywide Millage	12.9294	12.9294	12.9294	12.9294	12.9294	12.9294	12.9294	12.9294
Unincorporated County - Road District	0.1107							
County/Municipal Fire District	2.3299	2.3299						2.3299
City		2.8900	5.4500	3.6355	5.5000	4.8626	6.8250	2.4300
City Voted Debt						0.3071		0.1100
Total Municipal Services Millage	2.4406	5.2199	5.4500	3.6355	5.5000	5.1697	6.8250	4.8699
Total Millage Rate	15.3700	18.1493	18.3794	16.5649	18.4294	18.0991	19.7544	17.7993

**Unincorporated Residential Home Property Tax Calculation
with an Average 2012 Preliminary Taxable Value of \$113,000
Includes a \$50K Countywide and \$25K School Board
Homestead Exemption**

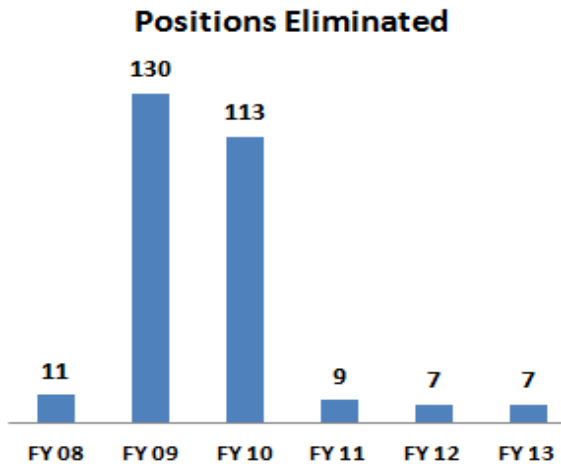


- School Board:** The School Board, as governing body of the taxing unit, is responsible for control, operation, organization, management and administration of public schools pursuant to standards prescribed by Florida Statutes and State Board of Education rules. Residents receive only a \$25K homestead exemption on School Board taxes because schools were excluded from the Amendment 1 homestead exemption increase.
- Seminole County Government:**
 - General Services:** The Seminole County Board of County Commissioners determines the county-wide ad valorem taxes required for the provision of county-wide services such as law enforcement, court facilities, roads, drainage, libraries, parks and other general government responsibilities.
 - Roads:** A Municipal Service Taxing Unit supporting transportation systems designated by the Board of County Commissioners as local feeder roads, local distributor roads and local access roads within the unincorporated area of Seminole County.
 - Fire Protection:** A Municipal Service Taxing Unit providing for fire protection and prevention, and rescue/emergency medical services to all properties in unincorporated Seminole County, the City of Altamonte Springs, the City of Winter Springs, and territories that may be included by special mutual aid agreement.
 - Natural Lands/Trails Voted Debt:** County-wide voter approved debt service millage necessary to repay bonds issued to acquire natural/environmental lands and to construct a county-wide trails system. Debt retirement will be in FY 2012/13.
- St. Johns River Water Management District:** Florida is divided into five independent water management taxing districts whose mission is to preserve and manage Florida's water resources. The SJRWMD manages groundwater and surface water resources in all or part of 18 counties in northeast and east-central Florida.

Personal Services FY 2012/13

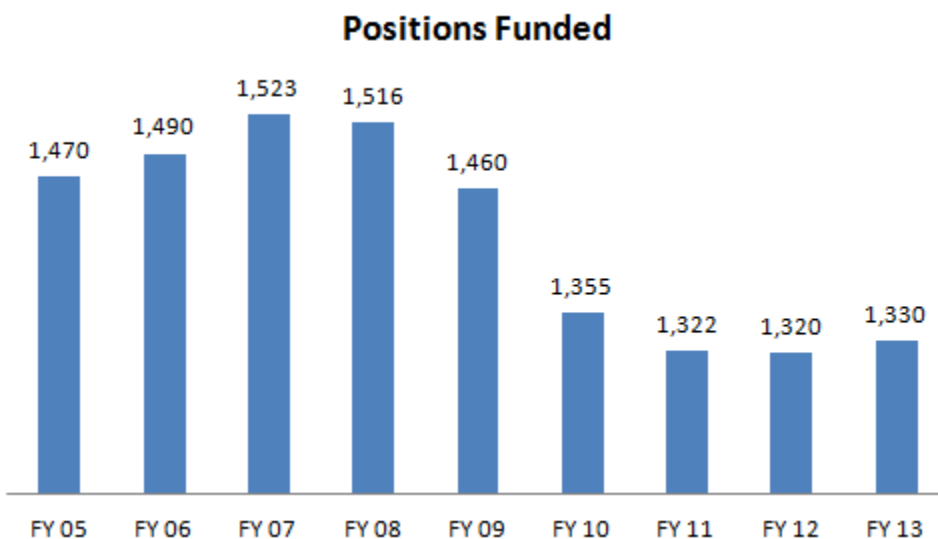
OVERVIEW

Seminole County Board of County Commissioners downsized its operations significantly, in order to obtain the strong financial health it now has.



A total of 277 positions under the Board of County Commissioners have been eliminated over the past six years, equating to 18% of the regular workforce and annual budget reduction of \$17.2M (including fringe benefits). Five temporary positions were eliminated as well. Additional information is available in the Personal Services section.

The FY 2012/13 Budget has significantly less positions, than before the upturn in the economy.



The positions added in FY12/13 are for Economic Development, Emergency Communication Dispatch, or grant funded.

Of the 1,330 positions under the Board of County Commissioners for FY 2012/13, there are 501 in Public Safety, 241 in Public Works, and 193 for Water/Sewer/Solid Waste services. The majority of the other positions are for Libraries and Parks.

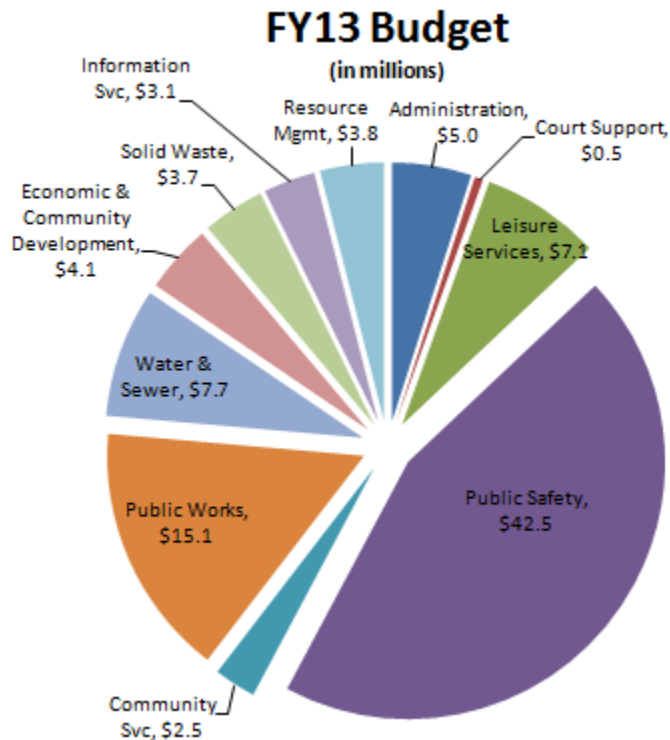
The Seminole County Board of County Commissioners **also provides funding for an additional 1,462 positions** under the Constitutional Officers, of which 1,288 work for the Sheriff. The budget for these positions is included in Transfers to Constitutional Officers.

Personal Services FY 2012/13

The FY 2012/13 Budget for Personal Services is \$2.5M more than the current year's budget, primarily due to increased insurance and retirement rates.

	FY 2011/12 Adopted Budget	FY 2012/13 Proposed Budget	Change	
Salaries & Wages	\$ 64,011,314	\$ 64,169,811	\$ 158,497	
Overtime & Special Pay	5,991,930	6,490,470	498,540	Overtime cost increase is for Union employees.
<u>Fringe Benefits</u>				
Social Security	5,130,756	5,267,109	136,353	
Retirement	5,190,515	5,765,813	575,298	
Health & Life Insurance	10,836,024	11,513,565	677,541	Other fringe benefit budget is primarily for funding the Workers' Compensation Fund.
Other	1,333,985	1,748,352	414,367	
	<u>22,491,280</u>	<u>24,294,839</u>	<u>1,803,559</u>	
Total Personal Services	<u>\$ 92,494,524</u>	<u>\$ 94,955,120</u>	<u>\$ 2,460,596</u>	

FY 2012/13 Personal Services budget totaling \$95M is allocated to ten (10) departments as follows:



\$43M is in Public Safety Dept, primarily for emergency medical services and fire rescue.

\$15M is in Public Works Dept, primarily for road maintenance and traffic operation.

\$11M is in Environmental Services Dept for Water, Sewer, and Solid Waste Services.

\$ 7M is in Leisure Services Dept, primarily for Library Services and Parks.

\$ 4M is in the Economic & Community Development Dept, primarily for managing building and land use changes.

\$ 3M is in Community Services Dept for various services provided to the community.

\$12M is primarily for general business operations, such as resource management, information services, legal services, and County management.

COUNTYWIDE POSITION SUMMARY

Fiscal Year 2012/13

	FY 2010/11 Adopted				FY 2011/12 Adopted				FY 2011/12 Amended *				FY 2012/13 Second Public Hearing			
	Positions			FTE	Positions			FTE	Positions			FTE	Positions			FTE
	Full Time	Part Time	Total	Total	Full Time	Part Time	Total	Total	Full Time	Part Time	Total	Total	Full Time	Part Time	Total	Total
Departments *																
Administration	57	-	57	57.00	58	-	58	58.00	44	-	44	44.00	51	1	52	51.80
Central Services *	105	2	107	106.25	100	2	102	101.55	1	-	1	1.00	-	-	-	-
Community Services	34	-	34	34.00	34	-	34	34.00	36	-	36	36.00	37	-	37	37.00
Court Support	8	-	8	8.00	8	-	8	8.00	8	-	8	8.00	8	-	8	8.00
Environmental Services	190	-	190	190.00	191	-	191	191.00	191	-	191	191.00	193	-	193	193.00
Economic & Comm Devel *	59	-	59	59.00	54	-	54	54.00	56	-	56	56.00	56	-	56	56.00
Information Services *	-	-	-	-	-	-	-	-	40	1	41	40.75	40	1	41	40.75
Leisure Services	109	48	157	133.12	108	50	158	133.12	111	50	161	135.12	111	50	161	135.12
Public Safety	493	1	494	493.50	496	1	497	496.50	503	1	504	500.92	494	7	501	497.92
Public Works	199	-	199	195.50	201	-	201	197.50	235	7	242	238.50	234	7	241	237.50
Resource Management *	17	-	17	17.00	17	-	17	17.00	47	1	48	47.80	40	0	40	40.00
TOTAL BCC	1,271	51	1,322	1,293.37	1,267	53	1,320	1,290.67	1,272	60	1,332	1,299.09	1,264	66	1,330	1,297.09

A

Constitutional Officers

Sheriff	1,089	156	1,245	1152.00	1,126	155	1,281	1187.80	1,126	155	1,281	1187.80	1,134	154	1,288	1196.50
Clerk of Court (Finance)	24	-	24	24.00	24	-	24	24.00	24	-	24	24.00	24	-	24	24.00
Property Appraiser	53	-	53	53.00	53	-	53	53.00	53	-	53	53.00	53	-	53	53.00
Tax Collector	78	3	81	79.50	78	3	81	79.50	78	3	81	79.50	78	3	81	79.50
Supervisor of Elections	16	-	16	16.00	16	-	16	16.00	16	-	16	16.00	16	-	16	16.00
Total Constitutional Officers	1,260	159	1,419	1,324.50	1,297	158	1,455	1,360.30	1,297	158	1,455	1,360.30	1,305	157	1,462	1,369.00

B

* In FY12, there was a realignment where various divisions/programs/positions were moved, as well as department name changes. See the Position Changes Detail Reports for more information.

Notes:
 A - Seasonal Mosquito Control positions are being reported as part-time effective FY 11/12. They were previously reported as full-time positions due to employees working full-time when the positions are filled for the season. However, these positions don't receive health insurance benefit, thus are not being considered full-time positions with benefits.

B - Sheriff's Office entered into an agreement on 6/11/12 with the City of Oviedo for dispatching services. Eight additional positions are being added and will be funded by the City of Oviedo.

Position Count Changes FIVE Year Summary

FY 07/08 Total BCC Positions	1,516
New Positions (FY09-FY13)	80
Eliminated Positions (FY09-FY13)	(266)
FY 12/13 Total BCC Positions	1,330

New Positions (FY09-13)	
Winter Springs Merger	50
Mosquito Control	7
Probation	2
Environmental Svc	3
Community Svc	3
Economic Develop	3
Emergency Commun	8
Public Safety - Admin	1
Leisure Svc - FT to PT	3
Total New BCC	80

Eliminated Positions (FY09-13)	
FY 08/09 Budget	(130)
FY 09/10 Budget	(113)
FY 10/11 Budget	(9)
FY 11/12 Budget	(7)
FY 12/13 Budget	(7)
Total BCC Eliminated	(266)

Department	FY 07/08	FY 08/09			FY 09/10			FY 10/11			FY 11/12				FY 12/13					
	Amended	New/ Rcls	Elim	Transfer	Amended	New/ Rcls	Elim	Transfer	Amended	Elim	Deferred	Adopted	New/ Rcls	Elim	Transfer	Amended	New	Elim	Transfer	Proposed
Administration	35		(2)		33		(2)	26	57			57		(2)	(11)	44			8	52
Central Services (Admin Svc)	86		(12)		74		(4)	43	113	(6)		107		(2)	(104)	1		(1)		0
Community Information	11		(1)		10		(5)	(5)	0			0				0				0
Community Services	75		(6)		69		(2)	(33)	34			34	2			36	1			37
Court Support	6		(5)	7	8				8			8				8				8
Economic Development	11		(1)		10		(3)	(7)	0			0				0				0
Economic & Comm Dev (Growth Mgmt)	100		(16)	(1)	83		(18)	(4)	61	(2)		59	3	(2)	(4)	56	a			56
Environmental Services	197				197		(8)	1	190			190	1			191	2			193
Human Resources	14		(2)		12		(2)	(10)	0			0				0				0
Information Services	89		(10)	(9)	70		(6)	(64)	0			0			41	41				41
Leisure Services	75		(8)	1	68	b	1	(10)	98	157		157	b	2	2	161	c			161
Library Services	126		(16)	(3)	107		(20)	(87)	0			0				0				0
Public Safety	411	c	74	(5)	5	485		(4)	37	518		(24)	494	9	1	504	2	(5)		501
Public Works	264		(46)		218		7	(28)	3	200	(1)		199		(1)	44	242	(1)		241
Resource Mgmt (Fiscal)	16				16		(1)	2	17			17			31	48			(8)	40
TOTAL BCC Positions	1,516	74	(130)	0	1,460	8	(113)	0	1,355	(9)	(24)	1,322	17	(7)	0	1,332	5	(7)	0	1,330

a) Position temporarily transferred from Economic Development Program to Leisure Services for Centennial Celebration
 b) FT position turned into 2 PT positions
 c) Of the 74 positions added in FY09 to Public Safety, 24 positions were deferred in FY11 until new fire station #29 is built

Position Changes Detail Fiscal Year 2012/13

	Admin	Central Services	Community Services	Court Support	Economic& Comm Dev	Environ Services	Information Svc	Leisure Services	Public Safety	Public Works	Resource Mgmt	TOTAL
FY12 Positions - Adopted	58	102	34	8	54	191	0	158	497	201	17	1,320
New Positions - Econ Develop					3							3
New Position - Business Office									1			1
Elim Position-Bus Proc Improv	(1)											(1)
Xfer - Landscaping		(1)						1				0
Reorg - Purchasing	(13)										13	0
Reorg - HR/Training/Ins		(15)									15	0
Reorg - Central Svc Bus Office		(6)					2			1	3	0
Reorg - IT Division		(39)					39					0
Reorg - Fleet/Facilities		(40)								40		0
Convert 2 FT to 4 PT - Library								2				2
Convert 2 PT to 1 FT - Parks								(1)				(1)
FLEX Dispatcher Positions*									6			6
Grant Positions **			2									2
Xfer - Centennial Celebration***					(1)			1				0
FY12 Positions - Amended	44	1	36	8	56	191	41	161	504	242	48	1,332
Eliminated Positions-REORG		(1)								(1)		(2)
Eliminated Positions-Grant									(5)			(5)
New Positions			1			2			2			5
FY13 Positions - 1st PH	44	0	37	8	56	193	41	161	501	241	48	1,330
Reorg - Health Ins	2						(1)				(1)	0
Reorg - Human Resources	8										(8)	0
Reorg - Training	2						1				(3)	0
Reorg - Mail Services	(3)										3	0
Reorg - Doc Mgmt/Printing	(1)										1	0
FY13 Positions - 2nd PH	52	0	37	8	56	193	41	161	501	241	40	1,330

* FLEX emergency dispatcher positions had been included in temporary personal services budget in the past (as they didn't have regular work schedules and were just called in as needed). They are being included in FTE count for FY13, 6 positions at .54 FTE each.

** Grant positions adopted as temporary positions are being amended to be included in permanent position total (as long as there are grant funds available).

*** Economic Development position #9059604 is *temporarily* being transferred to Leisure Services for Centennial Celebration.

FTE Changes Detail

Fiscal Year 2012/13

	Admin	Central Services	Community Services	Court Support	Economic& Comm Dev <small>(Growth Mg)</small>	Environ Services	Information Svc	Leisure Services	Public Safety	Public Works	Resource Mgmt <small>(Fiscal)</small>	TOTAL
FY12 Positions - Adopted	58.00	101.55	34.00	8.00	54.00	191.00	0.00	133.12	496.50	197.50	17.00	1,290.67
New Positions - Econ Develop					3.00							3.00
New Position - Business Office									1.00			1.00
Elim Position-Bus Proc Improv	(1.00)											(1.00)
Xfer - Landscaping		(1.00)						1.00				0.00
Reorg - Purchasing	(13.00)										13.00	0.00
Reorg - HR/Training/Ins		(14.80)									14.80	0.00
Reorg - Central Svc Bus Office		(6.00)					2.00			1.00	3.00	0.00
Reorg - IT Division		(38.75)					38.75					0.00
Reorg - Fleet/Facilities		(40.00)								40.00		0.00
FLEX Dispatcher Positions*									3.42			3.42
Grant Positions **			2.00									2.00
Xfer - Centennial Celebration***					(1.00)			1.00				0.00
FY12 Positions - Amended	44.00	1.00	36.00	8.00	56.00	191.00	40.75	135.12	500.92	238.50	47.80	1,299.09
Eliminated Positions-REORG		(1.00)								(1.00)		(2.00)
Eliminated Positions-Grant									(5.00)			(5.00)
New Positions			1.00			2.00			2.00			5.00
FY13 Positions - 1st PH	44.00	0.00	37.00	8.00	56.00	193.00	40.75	135.12	497.92	237.50	47.80	1,297.09
Reorg - Health Ins	2.25						(1.00)				(1.25)	0.00
Reorg - Human Resources	7.55										(7.55)	0.00
Reorg - Training	2.00						1.00				(3.00)	0.00
Reorg - Mail Services	(3.00)										3.00	0.00
Reorg - Doc Mgmt/Printing	(1.00)										1.00	0.00
FY13 Positions - 2nd PH	51.80	0.00	37.00	8.00	56.00	193.00	40.75	135.12	497.92	237.50	40.00	1,297.09

* FLEX emergency dispatcher positions had been included in temporary personal services budget in the past (as they didn't have regular work schedules and were just called in as needed). They are being included in FTE count for FY13, 6 positions at .54 FTE each.

** Grant positions adopted as temporary positions are being amended to be included in permanent position total instead. However, the positions will continue only as long as there are grant funds available.

*** Economic Development position #9059604 is temporarily being transferred to Leisure Services for Centennial Celebration.

**Seminole County Government
Eliminated / New Positions
Fiscal Year 2012/13**

ELIMINATED POSITIONS						
Department / Program	Position #	Position Description	# FTE	# Positions	Salary + Fringes	Fund
Central Services						
Business Office	7037	Financial/Business Administrator	1.00	1.00	\$ 73,623	General Fund
Sub-total Central Services			1.00	1.00	\$ 73,623	
Public Safety						
Petroleum Storage Tanks	8395	Staff Assistant	1.00	1.00	35,716	Grant Funds
Petroleum Storage Tanks	8703	Professional Engineer	1.00	1.00	95,396	Grant Funds
Petroleum Storage Tanks	8799	Program Manager I	1.00	1.00	77,487	Grant Funds
Petroleum Storage Tanks	8976	Engineering Specialist	1.00	1.00	59,338	Grant Funds
Petroleum Storage Tanks	9009	Chief Inspector/Petroleum Tanks	1.00	1.00	58,858	Grant Funds
Sub-total Public Safety			5.00	5.00	\$ 326,795	
Public Works						
Engineering Support	8747	Right-Of-Way Agent	1.00	1.00	60,304	Transportation Trust
Sub-total Public Works			1.00	1.00	\$ 60,304	
TOTAL ELIMINATED POSITIONS			7.00	7.00	\$ 460,722	

NEW POSITIONS						
Community Services						
Business Office		Division Mgr - Community Develop	1.00	1.00	84,405	Grant Funds
Sub-total Community Services			1.00	1.00	\$ 84,405	
Environmental Services						
Wastewater Management		Mechanic I	2.00	2.00	87,876	Water & Sewer Fund
Sub-total Environmental Svc			2.00	2.00	\$ 87,876	
Public Safety						
Emergency Communications		Dispatchers - FT	2.00	2.00	86,726	General Fund
Sub-total Public Safety			2.00	2.00	\$ 86,726	
TOTAL NEW POSITIONS			5.00	5.00	\$ 259,007	

NET POSITION CHANGES **-2.00 -2.00 \$ (201,715)**

Eliminated Positions Summary 6 YEAR TOTAL FY08- FY13

	# Positions Elim							FY07 Adopted Positions	% Positions Eliminated	FTE			FY 07 Adopted FTE	% FTE Elim
	FY08	FY09	FY10	FY11	FY12	FY13	6 YR Total			General Revenue Funds	Other Funds	6 YR Total		
Administration *	-	2	2	-	1	-	5	35	14%	5.00	-	5.00	35.00	14%
Central Services *	-	12	4	-	2	1	19	67	28%	16.40	2.60	19.00	67.00	28%
Community Information	-	1	5	-	-	-	6	11	55%	6.00	-	6.00	11.00	55%
Community Services	1	6	2	-	-	-	9	66	14%	7.75	0.75	8.50	65.00	13%
Court Support	5	5	-	-	-	-	10	11	91%	9.00	1.00	10.00	11.00	91%
Economic Development	-	1	3	-	-	-	4	11	36%	1.00	2.50	3.50	10.50	33%
Environmental Services	-	-	8	-	-	-	8	194	4%	-	8.00	8.00	194.00	4%
Fiscal Services	-	-	1	-	-	-	1	32	3%	1.00	-	1.00	32.00	3%
Growth Management	2	16	18	2	2	-	40	130	31%	21.00	19.00	40.00	129.50	31%
Human Resources *	-	2	2	1	-	-	5	13	38%	4.50	-	4.50	12.50	36%
Information Technolgy *	-	10	6	5	1	-	22	62	35%	22.00	-	22.00	62.00	35%
Leisure Services	1	8	10	-	-	-	19	83	23%	15.50	-	15.50	73.00	21%
Library Services	-	16	20	-	-	-	36	125	29%	26.20	-	26.20	102.10	26%
Public Safety	2	5	4	-	-	5	16	416	4%	5.50	10.50	16.00	416.00	4%
Public Works	-	46	28	1	1	1	77	264	29%	72.00	5.00	77.00	263.50	29%
Total Regular	11	130	113	9	7	7	277	1,520	18%	212.85	49.35	262.20	1,484.10	18%
Total Temporary		4	1	-	-	-	5			2.80	-	2.80		
Total Eliminated	11	134	114	9	7	7	282			215.65	49.35	265.00		

* Note: Positions eliminated in FY 11 to FY13 are reflected in the department they were in prior to re-organizations.

Eliminated Positions Summary 6 YEAR TOTAL FY08- FY13

	Annual Budget Reduction							General Revenue Funds	Other Funds	Total All Funds
	FY 07/08	FY 08/09	FY 09/10	FY 10/11	FY 11/12	FY 12/13	6 YR Total			
Administration *	\$ -	\$ 101,545	\$ 153,094	\$ -	\$ 63,228	\$ -	\$ 317,867	\$ 317,867	\$ -	\$ 317,867
Central Services (previously Administrative Services)*	\$ -	\$ 709,384	\$ 296,811	\$ -	\$ 169,349	\$ 73,623	\$ 1,249,167	\$ 1,041,519	\$ 207,648	\$ 1,249,167
Community Information	\$ -	\$ 66,039	\$ 395,429	\$ -	\$ -	\$ -	\$ 461,468	\$ 461,468	\$ -	\$ 461,468
Community Services	\$ 66,893	\$ 301,484	\$ 130,521	\$ -	\$ -	\$ -	\$ 498,898	\$ 443,636	\$ 55,262	\$ 498,898
Court Support	\$ 255,853	\$ 336,294		\$ -	\$ -	\$ -	\$ 592,147	\$ 534,398	\$ 57,749	\$ 592,147
49 Economic Development	\$ -	\$ 19,293	\$ 197,933	\$ -	\$ -	\$ -	\$ 217,226	\$ 92,139	\$ 125,087	\$ 217,226
Environmental Services	\$ -	\$ -	\$ 422,452	\$ -	\$ -	\$ -	\$ 422,452	\$ -	\$ 422,452	\$ 422,452
Fiscal Services	\$ -	\$ -	\$ 59,455	\$ -	\$ -	\$ -	\$ 59,455	\$ 59,455	\$ -	\$ 59,455
Growth Management (previously Planning & Development)	\$ 159,075	\$ 1,190,624	\$ 1,167,803	\$ 241,806	\$ 226,118	\$ -	\$ 2,985,426	\$ 1,622,789	\$ 1,362,637	\$ 2,985,426
Human Resources *	\$ -	\$ 79,451	\$ 127,159	\$ 100,384	\$ -	\$ -	\$ 306,994	\$ 306,994	\$ -	\$ 306,994
Information Technolgy Svc *	\$ -	\$ 739,564	\$ 448,761	\$ 473,807	\$ 86,125	\$ -	\$ 1,748,257	\$ 1,748,257	\$ -	\$ 1,748,257
Leisure Services	\$ 43,453	\$ 469,399	\$ 283,530	\$ -	\$ -	\$ -	\$ 796,382	\$ 796,382	\$ -	\$ 796,382
Library Services	\$ -	\$ 791,454	\$ 539,714	\$ -	\$ -	\$ -	\$ 1,331,168	\$ 1,331,168	\$ -	\$ 1,331,168
Public Safety	\$ 136,016	\$ 470,307	\$ 245,260	\$ -	\$ -	\$ 326,795	\$ 1,178,378	\$ 408,262	\$ 770,116	\$ 1,178,378
Public Works	\$ -	\$ 3,315,341	\$ 1,529,597	\$ 47,903	\$ 49,641	\$ 60,304	\$ 5,002,786	\$ 4,548,645	\$ 454,141	\$ 5,002,786
Total Regular Position Reductions	\$ 661,290	\$ 8,590,179	\$ 5,997,519	\$ 863,900	\$ 594,461	\$ 460,722	\$ 17,168,071	\$ 13,712,979	\$ 3,455,092	\$ 17,168,071
Total Temporary Position Reductions	\$ -	\$ 74,075	\$ -	\$ -	\$ -	\$ -	\$ 74,075	\$ 50,552	\$ 23,523	\$ 74,075
Annual On-going Savings	\$ 661,290	\$ 8,664,254	\$ 5,997,519	\$ 863,900	\$ 594,461	\$ 460,722	\$ 17,242,146	\$ 13,763,531	\$ 3,478,615	\$ 17,242,146

* Note: Positions eliminated in FY 11 to FY13 are reflected in the department they were in prior to re-organizations.

**Seminole County Government
Frozen / Reclassified Positions
Fiscal Year 2012/13**

FROZEN POSITIONS

The following positions are budgeted \$1 in order to hold the positions in case they are needed for a future sales tax issue:

Department / Program	Position #	Position Description	# FTE	# Positions
Public Works				
Capital Projects Delivery	7082	Financial Business Administrator	1.00	1.00
Capital Projects Delivery	7177	Professional Engineer	1.00	1.00
Capital Projects Delivery	8127	Senior Staff Assistant	1.00	1.00
Capital Projects Delivery	8330	Project Coordinator II	1.00	1.00
Engineering Prof Support	8124	GIS Analyst	1.00	1.00
Sub-total Public Works			5.00	5.00
TOTAL FROZEN POSITIONS			5.00	5.00

RECLASSIFIED POSITIONS

The following positions were considered temporary positions in prior adopted budgets and not included in the count of regular positions. These positions are now being included in the count of regular positions:

Community Services				
Community Assistance		Project Manager I	2.00	2.00
Sub-total Community Services			2.00	2.00
Public Safety				
Emergency Communications		Dispatchers - FLEX	3.42	6.00
Sub-total Public Safety			3.42	6.00
 <i>The following positions have been changed between full-time and part-time:</i>				
Leisure Services				
Library Services		Librarian (2 FT to 4 PT)	0.00	2.00
Recreational Services		Recreation Specialist (2 PT to 1 FT)	0.00	-1.00
Sub-total Leisure Svc			0.00	1.00
TOTAL RECLASSIFIED POSITIONS			5.42	9.00

**Grant, Intern, & Temporary Positions
Fiscal Year 2012/13**

The following positions are funded by a grant and will continue as long as there is grant funding. Budget is established via the Carryforward Process.

Position #	Position Description	Department/Program	Fund	FTE
G113	Project Manager I	Community Services / Community Development Grants	Neighborhood Stabilization	1.00
G114	Project Manager I	Community Services / Community Development Grants	SHIP-Affordable Housing	1.00
NEW_FY13_1	Division Manager	Community Services / Community Development Grants	Community Development Block Grant	1.00
T111/T118	Interns	Public Safety / Emergency Mgmt	Disaster Preparedness	0.33

The following temporary positions are requested for one-year:

Position #	Position Description	Department/Program	Fund	FTE
T116/T117	Interns	Environmental Services / Water Management	Water & Sewer Fund	1.00

Total Grant, Intern & Temporary Positions **4.33**

Program Staffing

Department	Program	FY 12/13 Second Public Hearing			
		Full-Time Positions	Part-Time Positions	Total Positions	Total FTE
Administration	Board of County Commissioners	10		10	10.00
	Business Process Management	3		3	3.00
	Community Information	5		5	5.00
	County Attorney	15		15	15.00
	County Manager	5		5	5.00
	Document Management	2		2	2.00
	Health Insurance	1		1	1.25
	Human Resources	8	1	9	8.55
	Training & Development	2		2	2.00
		<u>51</u>	<u>1</u>	<u>52</u>	<u>51.80</u>
Community Services	Community Development Grants	4		4	4.00
	Community Service Business Office	7		7	7.00
	County Low Income Assistance	14		14	14.00
	Prosecution Alt For Youth (PAY)	6		6	6.45
	Teen Court	3		3	2.55
	Veterans Services	3		3	3.00
		<u>37</u>	<u>-</u>	<u>37</u>	<u>37.00</u>
Court Support	Court Support Technology(Article V)	6		6	6.00
	Guardian Ad Litem	1		1	1.00
	Judicial	1		1	1.00
		<u>8</u>	<u>-</u>	<u>8</u>	<u>8.00</u>
Economic & Community Development (previously Growth Mgmt)	17-92 Community Redevel Agency	2		2	1.70
	Building Program	29		29	28.70
	Economic Development	3		3	3.50
	Comprehensive & Current Planning	18		18	18.00
	Growth Management Business Office	4		4	4.10
		<u>56</u>	<u>-</u>	<u>56</u>	<u>56.00</u>
Env Svc / Solid Waste	Central Transfer Station Operations	28		28	28.00
	ES Business Office	1		1	1.50
	Landfill Operations	21		21	21.00
	SW-Compliance & Program Mgmt	22		22	22.00
		<u>72</u>	<u>-</u>	<u>72</u>	<u>72.50</u>

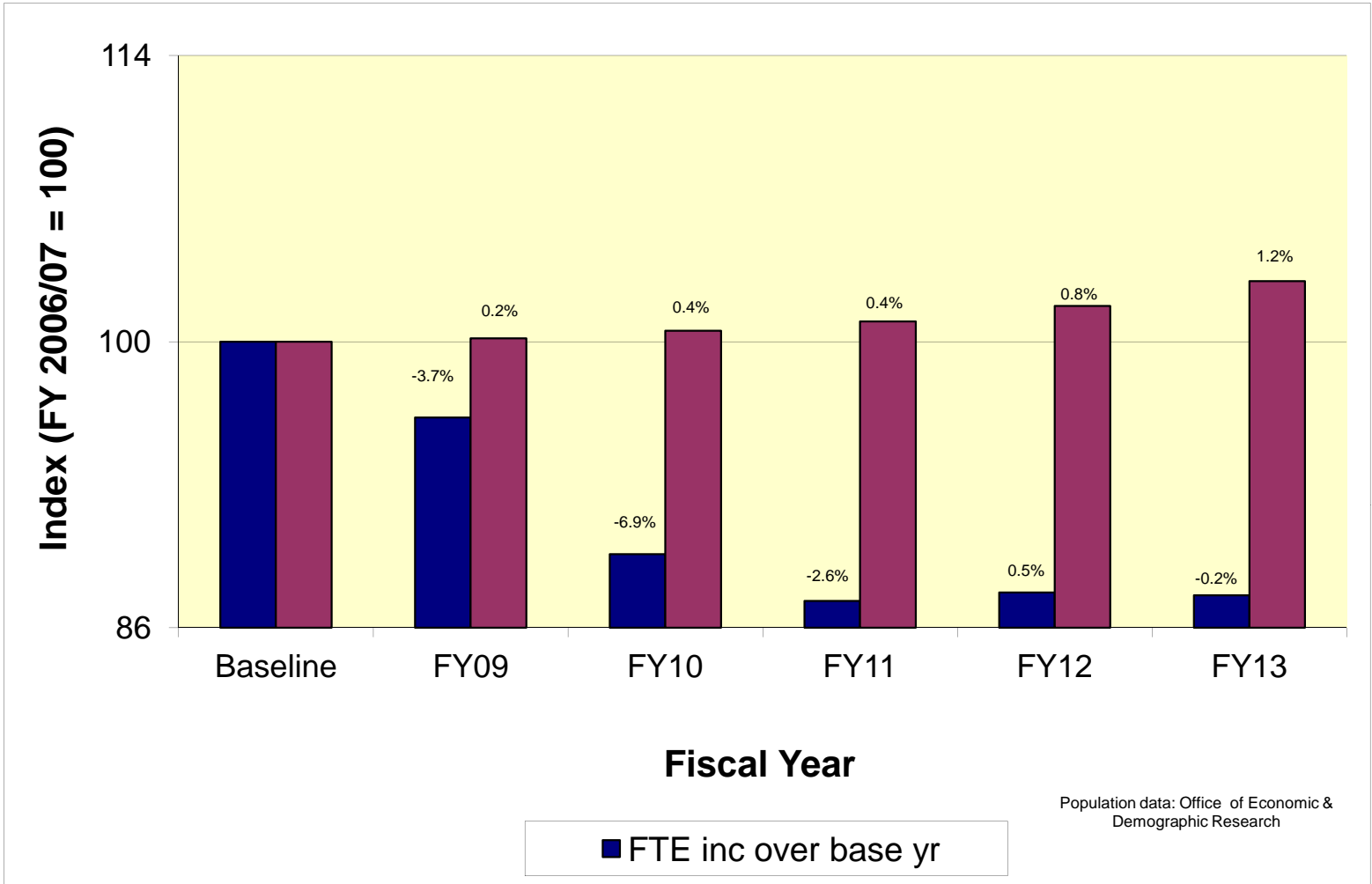
Program Staffing

Department	Program	FY 12/13 Second Public Hearing			
		Full-Time Positions	Part-Time Positions	Total Positions	Total FTE
Env Svc / Water&Sewer					
	ES Business Office	6		6	5.50
	Utilities Engineering	15		15	15.00
	Utility Revenue Collection & Mgmt	11		11	11.00
	Wastewater Management	32		32	32.00
	Water Conservation	1		1	1.00
	Water Management	56		56	56.00
		<u>121</u>	<u>-</u>	<u>121</u>	<u>120.50</u>
Information Services					
	Customer Help Desk	7		7	7.00
	Enterprise Application Support	6		6	6.00
	Geographic Information Systems	5	1	6	5.75
	Network Infrast Support & Maint	14		14	14.00
	Telephone Support & Maintenance	3		3	3.00
	Workstation Support & Maintenance	5		5	5.00
		<u>40</u>	<u>1</u>	<u>41</u>	<u>40.75</u>
Leisure Services					
	Extension Service	7		7	7.00
	Greenways & Trails	13		13	13.00
	Leisure Services Business Office	6		6	6.00
	Library Services	51	38	89	69.00
	Natural Lands	2		2	2.00
	Recreational Activities & Programs	28	12	40	34.12
	Tourism Development	4		4	4.00
		<u>111</u>	<u>50</u>	<u>161</u>	<u>135.12</u>
Public Safety					
	Animal Services	30		30	30.00
	E-911	7		7	6.50
	Emergency Communications	30	6	36	33.42
	Emergency Management (County)	2		2	2.50
	EMS/Fire/Rescue (County)	377		377	377.00
	Fire Prevention Bureau	7		7	7.00
	Petroleum Storage Tanks Bureau	-		0	0.00
	Probation	27	1	28	27.50
	Public Safety Business Office	4		4	4.00
	Telecommunications	10		10	10.00
		<u>494</u>	<u>7</u>	<u>501</u>	<u>497.92</u>

Program Staffing

Department	Program	FY 12/13 Second Public Hearing			
		Full-Time Positions	Part-Time Positions	Total Positions	Total FTE
Public Works	Capital Projects Delivery	23		23	23.00
	Engineering Professional Support	14		14	14.00
	Facilities	38		38	38.00
	Fleet Management	2		2	2.00
	Mosquito Control	4	7	11	7.50
	Public Works Business Office	3		3	3.00
	Roads-Stormwater Repair & Maint	103		103	103.00
	Survey Operations	8		8	8.00
	Traffic Operations	33		33	33.00
	Water Quality	6		6	6.00
			<u>234</u>	<u>7</u>	<u>241</u>
Resource Management (previously Fiscal Svc)	Administration	4		4	4.00
	Budget & Fiscal Management	11		11	11.00
	Mail Services	3		3	3.00
	MSBU Program	4		4	4.00
	Printing Services	1		1	1.00
	Property/Liability Insurance	2		2	2.20
	Purchasing and Contracts	13		13	13.00
	Workers' Compensation Insurance	2		2	1.80
			<u>40</u>	<u>-</u>	<u>40</u>
Total		<u>1,264</u>	<u>66</u>	<u>1,330</u>	<u>1,297.09</u>

Growth of County Population to Growth of BCC Employees Fiscal Year 2012/13



FTE	1,426	1,327	1,293	1,299	1,297
Population	421,130	422,718	424,587	427,778	432,933
Per Capita	3.4	3.1	3.0	3.0	3.0

Per Capita = the number of full-time employees per thousand citizens.

Overtime Fiscal Year 2012/13

Department *	Program	FY 2009/10 Actuals	FY 2010/11 Actuals	FY 2011/12 Adopted	FY 2012/13 2nd PH
Administration	Community Information	\$ 399		\$ -	\$ -
		399	-	-	-
Community Services	Prosecution Alt for Youth	85	-	505	100
	Teen Court	644	191	1,010	600
		729	191	1,515	700
Economic & Community Development (previously Growth Mgmt)	Business Development	131	-	-	-
	Building	5,472	6,316	19,994	15,000 A
		5,603	6,316	19,994	15,000
Environmental Services	Water and Sewer				
	Business Office	(110)	289	992	400
	Utility Revenue Collection/Mgmt	30,631	13,111	25,998	19,200
	Water & Sewer Operations	286,904		-	
	Water Management	-	185,594	235,006	242,800
	Wastewater Management	-	122,522	150,000	160,000
	Water Conservation	2,865	4,641	2,867	6,000
	Utilities Engineering	20,721	16,100	20,282	20,800 A
		341,011	342,257	435,145	449,200
Environmental Services	Solid Waste				
	Business Office	250	142	397	400
	Central Transfer Station	75,176	64,841	85,006	85,000
	Landfill Operations	32,264	32,965	40,006	40,000
	Solid Waste Compliance	10,194	9,216	10,493	10,500
		117,884	107,164	135,902	135,900
Information Services	Information Technology	18,641	-	-	-
	Network Infrastructure	-	568	9,000	9,000
	Workstation Support	-	8,310	9,000	9,000
	Telephone Support	-	5,017	6,004	6,004
		18,641	13,895	24,004	24,004

Overtime Fiscal Year 2012/13

Department *	Program	FY 2009/10 Actuals	FY 2010/11 Actuals	FY 2011/12 Adopted	FY 2012/13 2nd PH
Leisure Services					
	Recreational Activities	3,512	4,212	10,889	10,889
	Greenways & Trails	-	59	-	-
	Library Services	238	73	-	-
		<u>3,750</u>	<u>4,344</u>	<u>10,889</u>	<u>10,889</u>
Public Safety					
	Business Office	1,214	95	-	-
	Emergency Communications	275,186	289,999	259,994	269,000 B
	Petroleum Storage Tanks	-	-	2,398	-
	Emergency Management	2,069	674	-	-
	EMS/Fire/Rescue	3,534,600	3,720,512	3,503,148	4,219,000 B
	Fire Prevention Bureau	1,508	1,629	-	-
	Telecommunications	16,231	29,580	30,992	30,992
	Probation	16,407	34,833	30,000	30,000
	Animal Services	61,937	61,626	85,006	85,006
		<u>3,909,152</u>	<u>4,138,948</u>	<u>3,911,538</u>	<u>4,633,998</u>
Public Works					
	Business Office	-	-	-	-
	Facilities Management	40,468	43,985	45,000	45,000
	Roads-Stormwater Repair & Maint	161,993	156,743	160,601	160,601
	Water Quality	280	1,469	4,994	4,994
	Mosquito Control	-	795	2,993	2,993
	Engineering Professional	200	459	-	-
	Capital Projects Delivery	-	-	505	505
	Traffic Operations	152,406	159,231	160,006	160,006
		<u>355,347</u>	<u>362,682</u>	<u>374,099</u>	<u>374,099</u>
Total Overtime		<u>\$ 4,752,516</u>	<u>\$ 4,975,797</u>	<u>\$ 4,913,086</u>	<u>\$ 5,643,790</u>

* Departments/Programs are presented based on Organizational Realignment effective 7/1/2012

Note:

A - Developers reimburse

B - Includes overtime paid in conjunction with regularly scheduled hours pursuant to Union Contract, as well as extra hours necessary for coverage when scheduled employees take time off.

Pay Bands

Fiscal Year 2012/13

Board of County Commissioners

All hourly rates are calculated based on 2,080 hours worked per year unless noted otherwise.

Pay Band	Min Hourly	MP Hourly	Max Hourly	Minimum Annual	Midpoint Annual	Maximum Annual
Band A: General and Support Services						
A1	10.65	14.11	17.57	22,152.00	29,348.80	36,545.60
A2	11.61	15.39	19.16	24,148.80	32,011.20	39,852.80
A3	12.66	16.77	20.88	26,332.80	34,881.60	43,430.40
A4	13.79	18.27	22.75	28,683.20	38,001.60	47,320.00
Band B: Technical and Trades						
B1	12.66	16.77	20.88	26,332.80	34,881.60	43,430.40
B2	13.79	18.27	22.75	28,683.20	38,001.60	47,320.00
B3	15.04	19.92	24.80	31,283.20	41,433.60	51,584.00
B4	16.39	21.72	27.04	34,091.20	45,177.60	56,243.20
Band C: Program and Administrative Services						
C1	15.04	19.92	24.80	31,283.20	41,433.60	51,584.00
C2	16.39	21.72	27.04	34,091.20	45,177.60	56,243.20
C3	17.86	23.67	29.47	37,148.80	49,233.60	61,297.60
C4	19.47	25.80	32.12	40,497.60	53,664.00	66,809.60
Band D: Professionals						
D1	17.86	23.67	29.47	37,148.80	49,233.60	61,297.60
D2	19.47	25.80	32.12	40,497.60	53,664.00	66,809.60
D3	21.41	28.37	35.33	44,532.80	59,009.60	73,486.40
D4	23.56	31.21	38.86	49,004.80	64,916.80	80,828.80
Band E: Managers and Advisors						
E1	21.41	28.37	35.33	44,532.80	59,009.60	73,486.40
E2/2080	24.51	32.48	40.45	50,980.80	67,558.40	84,136.00
E2/2912	17.51	23.20	28.90	50,989.12	67,558.40	84,156.80
E3	28.19	37.35	46.51	58,635.20	77,688.00	96,740.80
E4	32.42	42.96	53.50	67,433.60	89,356.80	111,280.00
Band F: Executives and Department Directors						
F1	35.67	47.26	58.84	74,193.60	98,300.80	122,387.20
F2	41.01	54.34	67.67	85,300.80	113,027.20	140,753.60
F3	49.01	64.94	80.87	101,940.80	135,075.20	168,209.60
Band G: County Attorney's Office						
G1	12.38	17.83	23.28	25,750.40	37,086.40	48,422.40
G2	17.83	25.26	32.69	37,086.40	52,540.80	67,995.20
G3	27.24	37.15	47.05	56,659.20	77,272.00	97,864.00
G4	30.70	45.07	59.43	63,856.00	93,745.60	123,614.40
G5	49.03	65.13	81.22	101,982.40	135,470.40	168,937.60

Capital Equipment Summary

FUND	Additional Fleet Requests	Replacement Fleet Requests	Other Equipment Requests	Total
BCC Projects Fund	\$ -	\$ -	\$ 1,218,000	\$ 1,218,000
Transportation Trust	361,000	143,000	44,000	548,000
Fire Protection	15,000	530,000	2,073,080	2,618,080
Court Support Technology Fee	-	-	31,224	31,224
Solid Waste	-	35,000	115,000	150,000
Water and Sewer Operating	-	16,500	884,572	901,072
	<u>\$ 376,000</u>	<u>\$ 724,500</u>	<u>\$ 4,365,876</u>	<u>\$ 5,466,376</u>

DEPARTMENT	Additional Fleet Requests	Replacement Fleet Requests	Other Equipment Requests	Total
Court Support	-	-	31,224	31,224
Environmental Services	-	51,500	999,572	1,051,072
Public Safety	15,000	530,000	3,273,080	3,818,080
Public Works	361,000	143,000	62,000	566,000
Total	<u>\$ 376,000</u>	<u>\$ 724,500</u>	<u>\$ 4,365,876</u>	<u>\$ 5,466,376</u>

Capital Equipment Fleet Equipment By Fund

Equipment (\$5,000 or Greater)	Additional	Replacement	Department	Program
<u>Transportation Trust Fund 10101</u>				
Asphalt Milling Machine	\$ 130,000	\$ -	Public Works	Roads-Stormwater Repair & Maintenance
Clam Truck	231,000	-	Public Works	Roads-Stormwater Repair & Maintenance
John Deere Tractor w/ Mowing Head (BCC #03249)	-	143,000	Public Works	Roads-Stormwater Repair & Maintenance
Total Transportation Trust Fund	361,000	143,000		
<u>Fire Protection Fund 11200</u>				
Incident Command Vehicle (BCC #01419)		75,000	Public Safety	Ems/Fire/Rescue
Incident Command Vehicle (BCC #02041)		75,000	Public Safety	Ems/Fire/Rescue
Rescue (BCC #24682)	-	190,000	Public Safety	Ems/Fire/Rescue
Rescue (BCC #780634)	-	190,000	Public Safety	Ems/Fire/Rescue
Foklift	15,000	-	Public Safety	Ems/Fire/Rescue
Total Fire Protection Fund	15,000	530,000		
<u>Solid Waste Fund 40201</u>				
6,000 Gallon Tanker (BCC #18211)	-	35,000	Environmental Svcs	Landfill Operations
Total Solid Waste Fund	-	35,000		
<u>Water & Sewer Operating Fund 40201</u>				
Ford F-150 (BCC #05237)	-	16,500	Environmental Svcs	Water Management
Total Water & Sewer Operating Fund	-	16,500		
Total Fleet Equipment	\$ 376,000	\$ 724,500		

Capital Equipment Fleet Equipment By Department

Equipment (\$5,000 or Greater)	Additional	Replacement	Fund	Program
<u>Environmental Services Department</u>				
Ford F-150 (BCC #05237)	\$ -	\$ 16,500	Water and Sewer	Water Management
6,000 Gallon Tanker (BCC #18211)	-	35,000	Solid Waste	Landfill Operations
Total Environmental Services	-	51,500		
<u>Public Safety Department</u>				
Incident Command Vehicle (BCC #01419)		75,000	Fire Protection	Ems/Fire/Rescue
Incident Command Vehicle (BCC #02041)		75,000	Fire Protection	Ems/Fire/Rescue
Rescue (BCC #24682)	-	190,000	Fire Protection	Ems/Fire/Rescue
Rescue (BCC #780634)	-	190,000	Fire Protection	Ems/Fire/Rescue
Foklift	15,000	-	Fire Protection	Ems/Fire/Rescue
Total Public Safety	15,000	530,000		
<u>Public Works Department</u>				
Asphalt Milling Machine	130,000	-	Transportation Trust	Roads-Stormwater Repair & Maintenance
Clam Truck	231,000	-	Transportation Trust	Roads-Stormwater Repair & Maintenance
John Deere Tractor w/ Mowing Head (BCC #03249)	-	143,000	Transportation Trust	Roads-Stormwater Repair & Maintenance
Total Public Works	361,000	143,000		
Total Fleet Equipment	\$ 376,000	\$ 724,500		

Capital Equipment Other Equipment By Fund

Equipment (\$5,000 or Greater)	Budget	Department	Program
All Items are replacements unless otherwise noted.			
<u>BCC Projects Fund - 00112</u>			
P25 Radio Project (Radio Replacements)	1,200,000	Public Safety	Telecommunications
**Phone System (Probation Relocation Project)	18,000	Public Works	Facilities
Total BCC Projects Fund	1,218,000		
<u>Transportation Trust - 10101</u>			
Thompson 6" Pump	44,000	Public Works	Roads-Stormwater Repair & Maintenance
Total Transportation Trust Fund	44,000		
<u>Fire Protection Fund - 11200</u>			
P25 Radio Project (Radio Replacements)	1,000,000	Public Safety	Ems/Fire/Rescue
Air Packs	715,000	Public Safety	Ems/Fire/Rescue
Lifepac 15 EKG Monitor/Defibrillators	210,000	Public Safety	Ems/Fire/Rescue
Thermal Imager	54,000	Public Safety	Ems/Fire/Rescue
Stretchers	75,000	Public Safety	Ems/Fire/Rescue
Pallet Rack Shelving (New)	19,080	Public Safety	Ems/Fire/Rescue
Total Fire Protection Fund	2,073,080		
<u>Court Support Technology Fee Fund - 11400</u>			
High Speed Scanner (new)	12,000	Court Support	State Attorney
Copier/Scanner/FAX/Printer	9,612	Court Support	State Attorney
Copier/Scanner/FAX/Printer	9,612	Court Support	State Attorney
Total Court Support Technology Fee Fund	31,224		
<u>Solid Waste Fund - 40201</u>			
P25 Radio Project (Radio Replacements)	50,000	Environmental Services	Landfill Operations Central Transfer
P25 Radio Project (Radio Replacements)	50,000	Environmental Services	Station Operations
Landfill Gas Analyzer	15,000	Environmental Services	Landfill Operations
Total Solid Waste Fund	115,000		
<u>Water & Sewer Operating Fund - 40100</u>			
P25 Radio Project (Radio Replacements)	100,000	Environmental Services	Water Management Wastewater
P25 Radio Project (Radio Replacements)	600,000	Environmental Services	Management Wastewater
Camera (New)	18,192	Environmental Services	Management Wastewater
TV Trailer Upgrade w/ Skid Package (retrofit existing)	65,380	Environmental Services	Management
Trimble Ranger Handheld Computers	80,000	Environmental Services	Water Management
Ground Penetrating Radar	21,000	Environmental Services	Water Management
Total Water & Sewer Operating Fund	884,572		
Total Other Capital Equipment	\$ 4,365,876		

****Included as part of total cost of the Probation Relocation project in the projects section**

Capital Equipment Other Equipment By Department

Equipment (\$5,000 or Greater)	Budget	Fund	Program
All Items are replacements unless otherwise noted.			
<u>Court Support</u>			
High Speed Scanner (new)	12,000	Court Support	State Attorney
Copier/Scanner/FAX/Printer	9,612	Court Support	State Attorney
Copier/Scanner/FAX/Printer	9,612	Court Support	State Attorney
Total Court Support	31,224		
<u>Environmental Services</u>			
P25 Radio Project (Radio Replacements)	100,000	Water & Sewer	Water Management Wastewater
P25 Radio Project (Radio Replacements)	600,000	Water & Sewer	Management Wastewater
Camera (New)	18,192	Water & Sewer	Management Wastewater
TV Trailer Upgrade w/ Skid Package (retrofit existing)	65,380	Water & Sewer	Management
Trimble Ranger Handheld Computers	80,000	Water & Sewer	Water Management
Ground Penetrating Radar	21,000	Water & Sewer	Water Management
P25 Radio Project	50,000	Solid Waste	Landfill Operations Central Transfer
P25 Radio Project	50,000	Solid Waste	Station Operations
Landfill Gas Analyzer	15,000	Solid Waste	Landfill Operations
Total Environmental Services	999,572		
<u>Public Safety</u>			
P25 Radio Project (Radio Replacements)	1,200,000	BCC Projects Fund	Telecommunications
P25 Radio Project (Radio Replacements)	1,000,000	Fire Fund	Ems/Fire/Rescue
Air Packs	715,000	Fire Fund	Ems/Fire/Rescue
Lifepac 15 EKG Monitor/Defibrillators	210,000	Fire Fund	Ems/Fire/Rescue
Thermal Imager	54,000	Fire Fund	Ems/Fire/Rescue
Stretchers	75,000	Fire Fund	Ems/Fire/Rescue
Pallet Rack Shelving (New)	19,080	Fire Fund	Ems/Fire/Rescue
Total Public Safety	3,273,080		
<u>Public Works</u>			
**Phone System (Probation Relocation Project)	18,000	BCC Projects Fund	Facilities
Thompson 6" Pump	44,000	Transportation	Roads-Stormwater Repair & Maintenance
Total Public Works	62,000		
Total Other Capital Equipment	\$ 4,365,876		

****Included as part of total cost of the Probation Relocation project in the projects section**



Project Summary

Fund	Project	Capital	Operating	Total
By Department				
	Community Services	\$ 430,000	\$ 150,000	\$ 580,000
	Economic & Community Development Services	1,750,000	357,725	2,107,725
	Environmental Services / Solid Waste	412,500	-	412,500
	Environmental Services / Water and Sewer	23,230,436	250,000	23,480,436
	Leisure Services	-	100,000	100,000
	Public Safety	300,000	321,526	621,526
	Public Works	42,686,633	395,000	43,081,633
		<u>\$ 68,809,569</u>	<u>\$ 1,574,251</u>	<u>\$ 70,383,820</u>

By Fund		\$ 250,000
	00100 General Fund	2,833,139
	00108 Facilities Maintenance Fund - GF	425,594
	00112 BCC Project Fund	45,000
	10101 Transportation Trust Fund	571,526
	11200 Fire Protection Fund	5,125,000
	11500 Infrastructure Sales Tax Fund - 1991	33,462,900
	11541 Infrastructure Sales Tax Fund - 2001	430,000
	11901 Community Development Block Grant	50,000
	12801 Fire/Rescue-Impact Fee	40,000
	13000 Stormwater Fund - GF	357,725
	13100 Economic Development - GF	1,750,000
	13300 17/92 Redevelopment Fund	1,150,000
	32100 Natural Lands/Trails Bond Fund	1,229,290
	40100 Water And Sewer Operating Fund	576,466
	40102 Water Connection Fees	4,853,463
	40103 Sewer Connection Fees	56,000
	40105 Water and Sewer Bonds, Series 2006	3,432,794
	40106 Water and Sewer Bonds, Series 2010	13,332,423
	40108 Water and Sewer (Operating) Capital Fund	412,500
	40201 Solid Waste Fund	<u>\$ 70,383,820</u>



Capital Projects by Department & Family

Department Family	Number	Description	Expenditures thru FY 10/11 A	Budget FY 2011/12 B	FY 2012/13 Budget			Future Funding D	Total A+B+C+D
					1st Public Hearing	Change	2nd Public Hearing C		
Community Services									
	00285601	Target Area Sidewalks	\$ -	\$ -	\$ 100,000	\$ -	\$ 100,000	\$ -	\$ 100,000
	00285701	Midway Street Light Upgrade	-	-	90,000	-	90,000	-	90,000
	00285801	Round Lake Park Improvements / Rehabilitation	-	-	240,000	-	240,000	-	240,000
			<u>-</u>	<u>-</u>	<u>430,000</u>	<u>-</u>	<u>430,000</u>	<u>-</u>	<u>430,000</u>
Economic & Community Development Services									
	00282801	Mast Arm Construction Projects	-	750,000	1,750,000	-	1,750,000	7,000,000	\$ 9,500,000
			<u>-</u>	<u>750,000</u>	<u>1,750,000</u>	<u>-</u>	<u>1,750,000</u>	<u>7,000,000</u>	<u>9,500,000</u>
Environmental Services / Solid Waste									
Central Transfer Station Improvements									
	00201901	Tipping Floor Resurfacing	852,874	200,867	150,000	-	150,000	650,000	1,853,741
			<u>852,874</u>	<u>200,867</u>	<u>150,000</u>	<u>-</u>	<u>150,000</u>	<u>650,000</u>	<u>1,853,741</u>
Landfill Environmental Controls									
	00244601	Landfill Gas System Expansion	1,426,941	924,009	262,500	-	262,500	1,187,979	3,801,429
			<u>1,426,941</u>	<u>924,009</u>	<u>262,500</u>	<u>-</u>	<u>262,500</u>	<u>1,187,979</u>	<u>3,801,429</u>
			<u>2,279,815</u>	<u>1,124,876</u>	<u>412,500</u>	<u>-</u>	<u>412,500</u>	<u>1,837,979</u>	<u>5,655,170</u>
Environmental Services / Water and Sewer									
General System Improvements									
	00024803	SCADA SYSTEM UPGRADES	821,305	1,318,659	34,904	-	34,904	20,329	2,195,197
	00024806	SCADA System Hardware	-	100,000	115,000	-	115,000	415,000	630,000
	00201101	Consumptive Use Permit Consolidation	2,428,574	52,631	17,500	-	17,500	62,500	2,561,205
	00203101	Security Improvements/Enhancements	2,848,822	57,999	250,000	-	250,000	3,500,000	6,656,821
			<u>6,098,701</u>	<u>1,529,289</u>	<u>417,404</u>	<u>-</u>	<u>417,404</u>	<u>3,997,829</u>	<u>12,043,223</u>
Iron Bridge Agreement									
	00216402	IRON BRIDGE - EQUIPMENT REPLACEMENT	-	-	73,135	-	73,135	59,741	132,876
	00216404	IRON BRIDGE - FLOW EQUALIZATION	-	-	127,560	-	127,560	1,743,320	1,870,880
	00216410	Iron Bridge - Wetland Pump Station	-	85,040	510,240	-	510,240	510,240	1,105,520
			<u>-</u>	<u>85,040</u>	<u>710,935</u>	<u>-</u>	<u>710,935</u>	<u>2,313,301</u>	<u>3,109,276</u>
Oversizings and Extensions									
	00021700	Oversizing and Extension (Parent)	-	50,000	57,500	-	57,500	207,500	315,000
			<u>-</u>	<u>50,000</u>	<u>57,500</u>	<u>-</u>	<u>57,500</u>	<u>207,500</u>	<u>315,000</u>
Reclaimed Water System Improvements									
	00223101	Residential Reclaimed Water Main Retrofit Phase IV	1,162,742	129,752	3,636,000	-	3,636,000	163,000	5,091,494
	00227402	GW LAKE MARY PUMP STATION MODIFICATIONS	-	-	238,906	-	238,906	-	238,906
			<u>1,162,742</u>	<u>129,752</u>	<u>3,874,906</u>	<u>-</u>	<u>3,874,906</u>	<u>163,000</u>	<u>5,330,400</u>
Utility Adjustments									
	00063601	Chapman Road Utility Relocation	239,861	1,870,337	167,603	-	167,603	-	2,277,801
	00065200	Minor Utility Roads Upgrades (Parent)	-	11,264	262,795	-	262,795	975,895	1,249,954
	00065209	DEAN ROAD WIDENING	35,753	91,701	228,000	-	228,000	1,255,855	1,611,309
	00065213	Howard Avenue Potable Water Improvements	-	-	77,526	-	77,526	-	77,526
	00065214	Longwood/Markham Road Trail Extension	-	10,000	57,500	-	57,500	-	67,500
	00065215	Cassel Creek Utility Relocates	-	301,436	12,406	-	12,406	-	313,842
	00283001	Aloma Ave./SR 436-Red Bug Rd. Flyover Force Main Relocation	-	-	100,000	-	100,000	400,000	500,000
	00283002	SSNOCWTA Infiltration & Inflow Corrections in SE Collection Sys	-	-	230,000	-	230,000	508,750	738,750
			<u>275,614</u>	<u>2,284,738</u>	<u>1,135,830</u>	<u>-</u>	<u>1,135,830</u>	<u>3,140,500</u>	<u>6,836,682</u>
Wastewater Collection System Improvements									
	00083104	Woodcrest 5 Pump Station	134,827	724,011	19,000	-	19,000	-	877,838
	00219701	SR 46 Force Main Extension	2,668,591	2,853,180	148,000	-	148,000	-	5,669,771
			<u>2,803,418</u>	<u>3,577,191</u>	<u>167,000</u>	<u>-</u>	<u>167,000</u>	<u>-</u>	<u>6,547,609</u>
Wastewater Pump Station Upgrades									
	00082900	Wastewater Pumping Improvements (Parent)	-	1,288,541	1,500,000	-	1,500,000	5,517,858	8,306,399

Capital Projects by Department & Family

Department Family	Number	Description	Expenditures thru FY 10/11 A	Budget FY 2011/12 B	FY 2012/13 Budget			Future Funding D	Total A+B+C+D
					1st Public Hearing	Change	2nd Public Hearing C		
Environmental Services / Water and Sewer (cont.)									
Wastewater Pump Station Upgrades (cont.)									
	00082912	HEATHROW MASTER PUMP STATION UPGRADES	137,120	295,563	1,292,290	-	1,292,290	200,349	1,925,322
	00082914	Pump Station Conversion to Digital Radio	-	-	2,087,256	-	2,087,256	112,256	2,199,512
			<u>137,120</u>	<u>1,584,104</u>	<u>4,879,546</u>	-	<u>4,879,546</u>	5,830,463	12,431,233
Water Distribution Improvements									
	00022901	ARM Meter Replacement Program	-	786,510	979,290	-	979,290	7,850,160	9,615,960
	00064522	Misc Interconnects Phase 2	69,387	962,213	36,946	-	36,946	45,752	1,114,298
	00064523	LARGE METER IMPROVEMENT PROGRAM	9,242	1,482,321	27,586	-	27,586	-	1,519,149
	00064536	Reclaim Main Valve Upgrades	-	-	25,000	-	25,000	280,000	305,000
	00203203	Apple Valley Well Replacement	-	-	350,000	-	350,000	3,395,000	3,745,000
	00203204	Apple Valley Water Treatment Plant Upgrades-Phase 1&2	-	255,692	998,099	-	998,099	1,156,551	2,410,342
			<u>78,629</u>	<u>3,486,736</u>	<u>2,416,921</u>	-	<u>2,416,921</u>	12,727,463	18,709,749
Water Plant Improvements									
	00164301	YANKEE LK ALTERNATIVE WATER	1,140,419	48,098	62,500	-	62,500	62,500	1,313,517
	00178301	Country Club Well #3	977,045	25,576,291	846,000	-	846,000	504,000	27,903,336
	00178302	COUNTRY CLUB RW AND FW MAINS	139,038	4,149,328	344,344	-	344,344	-	4,632,710
	00195700	WATER QUALITY PLANT UPGRADES - PARENT	-	-	60,000	-	60,000	-	60,000
	00195702	Lynwood WTF Upgrade/Ozone	178,219	709,895	4,912,743	-	4,912,743	250,000	6,050,857
	00195703	Ser WTP Improvements/Ozone	2,367,325	35,397,823	1,383,692	-	1,383,692	801,600	39,950,440
	00201500	POTABLE WELL IMPROVEMENTS - PARENT	-	100,000	115,000	-	115,000	415,000	630,000
	00201503	CUP Required Projects	219,150	1,091,131	896,290	-	896,290	3,537	2,210,108
	00201510	Potable Well Evaluations	-	22,141	240,000	-	240,000	-	262,141
	00216701	MARKHAM PLANT H2S TREATMENT	4,328,483	18,261,604	242,010	-	242,010	914,800	23,746,897
	00216702	HEATHROW WELL EQUIPMENT IMPROVEMENTS	12,188	932,399	28,832	-	28,832	-	973,419
	00216703	HEATHROW WELLFIELD REDIRECT	33,206	4,498,193	338,983	-	338,983	85,677	4,956,059
	00216705	Markham Wells Property Acquisition/Replacement-NWSA Supply Well	-	-	100,000	-	100,000	2,285,000	2,385,000
			<u>9,395,073</u>	<u>90,786,903</u>	<u>9,570,394</u>	-	<u>9,570,394</u>	5,322,114	115,074,484
			<u>19,951,297</u>	<u>103,513,753</u>	<u>23,230,436</u>	-	<u>23,230,436</u>	33,702,170	180,397,656
Public Safety									
	00012804	Traffic Preemption Devices	252,147	104,313	50,000	-	50,000	150,000	556,460
	00189306	Renovation to Fire Station 43	-	-	250,000	-	250,000	-	250,000
			<u>252,147</u>	<u>104,313</u>	<u>300,000</u>	-	<u>300,000</u>	150,000	806,460
Public Works									
Arterial / Collector Pavement Rehabilitation									
	00227012	ARTERIAL COLLECTOR RD PAVEMENT REHAB	-	-	-	-	-	1,710,000	1,710,000
	00227059	SNOW HILL RD DRAINAGE AND PAVEMENT RECONSTRUCTION PROJECT	-	240,000	1,000,000	-	1,000,000	-	1,240,000
	00227062	SAND LAKE ROAD PAVEMENT REHABILITATION	-	-	110,000	-	110,000	-	110,000
	00227063	HUNT CLUB BLVD PAVEMENT REHABILITATION	-	-	400,000	-	400,000	-	400,000
	00227064	DOUGLAS AVE PAVEMENT REHABILITATION	-	-	200,000	-	200,000	-	200,000
			-	<u>240,000</u>	<u>1,710,000</u>	-	<u>1,710,000</u>	1,710,000	3,660,000
Capital Maintenance Public Works									
	00265101	COUNTYWIDE PIPE LINING PARENT PROJECT	-	350,000	760,000	-	760,000	440,000	1,550,000
	00283100	BRIDGE MAINTENANCE PROJECTS	-	-	500,000	-	500,000	500,000	1,000,000
	90000115	ASPHALT SURFACE MAINTENANCE PROGRAM	2,013,114	6,000,000	6,000,000	-	6,000,000	6,000,000	20,013,114
	90000116	BRIDGE INSPECTION, REHABILITATION, AND REPAIRS	83,413	566,587	400,000	-	400,000	400,000	1,450,000
	90000118	TRAIL ASPHALT RECONSTRUCT/RESURFACING	-	200,000	200,000	-	200,000	200,000	600,000
			<u>2,096,527</u>	<u>7,116,587</u>	<u>7,860,000</u>	-	<u>7,860,000</u>	7,540,000	24,613,114
Lake Jesup Basin									
	00265211	SIX MILE CREEK @ MILLER ROAD - LAKE JESUP BASIN- SIX MILE CREEK	-	-	100,000	-	100,000	200,000	300,000
	00265212	SIX MILE CREEK @ EAGLE LAKE RSF -LAKE JESUP BASIN TMDL	-	-	125,000	-	125,000	175,000	300,000
			-	-	<u>225,000</u>	-	<u>225,000</u>	375,000	600,000

Capital Projects by Department & Family

Department Family	Number	Description	Expenditures thru FY 10/11 A	Budget FY 2011/12 B	FY 2012/13 Budget			Future Funding D	Total A+B+C+D
					1st Public Hearing	Change	2nd Public Hearing C		
Public Works (cont.)									
Minor Roads									
	00191617	FUTURE MINOR ROADWAY PROJECTS	-	-	-	-	-	1,425,000	1,425,000
	00191652	CR 426 SAFETY IMPROVEMENTS	897,170	3,898,104	-	-	-	4,090,921	8,886,195
	00191673	SR 426 AND W MITCHELL HAMMOCK/RED BUG LAKE RD INTERSECTION IMPRO	90,612	12,388	400,000	-	400,000	-	503,000
	00191676	CR 46A (W 25TH ST) SAFETY PROJECT	-	480,000	300,000	-	300,000	864,224	1,644,224
	00191677	SR 46 INTERSECTION IMPROVEMENTS @ JUNGLE RD / REST HAVEN RD	-	125,000	112,500	-	112,500	750,000	987,500
	00191678	ORANOLE RD DRAINAGE IMPROVEMENTS	-	125,000	150,000	-	150,000	-	275,000
			987,782	4,640,492	962,500	-	962,500	7,130,145	13,720,919
Proactive Maintenance									
	00273923	HVAC - Water & Sewer	-	-	18,725	-	18,725	-	18,725
	00273924	HVAC - Sheriff	-	-	25,150	-	25,150	-	25,150
	00273925	HVAC - Public Works	-	-	36,010	-	36,010	-	36,010
	00273926	HVAC - Health Department	-	-	87,975	-	87,975	-	87,975
	00273931	Roof Capital Maintenance - Leisure	-	39,405	288,072	-	288,072	-	327,477
	00273934	Roof Capital Maintenance - Sheriff	-	-	265,204	-	265,204	-	265,204
	00273935	Roof Capital Maintenance - Health Department	-	-	478,589	-	478,589	-	478,589
	00273940	Building Exterior - General Government	-	-	751,468	-	751,468	-	751,468
	00273941	Building Exterior - Leisure Services	-	-	184,876	-	184,876	-	184,876
	00273944	Exterior Building Capital Maintenance - Fire	-	75,000	270,627	-	270,627	-	345,627
	00273950	Flooring - General Government	-	-	65,404	-	65,404	-	65,404
	00273951	Flooring - Water & Sewer	-	-	8,986	-	8,986	-	8,986
	00273952	Flooring - Leisure Services	-	-	127,159	-	127,159	-	127,159
	00273953	Flooring - Public Safety	-	-	53,090	-	53,090	-	53,090
	00273954	Flooring - Public Works	-	-	64,402	-	64,402	-	64,402
	00273955	Flooring - Sheriff	-	-	19,152	-	19,152	-	19,152
	00273960	Fire Alarm - General Government	-	-	88,250	-	88,250	-	88,250
			-	114,405	2,833,139	-	2,833,139	-	2,947,544
Sidewalk									
	00192912	STERLING PARK ELEMENTARY/EAGLE CIR SIDEWALKS	100	374,900	200,000	-	200,000	-	575,000
	00192919	HATTAWAY DR SIDEWALK	23,860	401,140	90,000	-	90,000	-	515,000
	00192921	ADD TRUNCATED DOMES AND CURB RAMPS	62,424	137,576	150,000	-	150,000	150,000	500,000
	00192929	FOREST CITY ELEMENTARY SIDEWALKS	-	150,000	300,000	-	300,000	-	450,000
	00192930	WEATHERSFIELD AREA SIDEWALKS	-	125,000	300,000	-	300,000	-	425,000
	00192931	WALKER ELEMENTARY (SNOW HILL RD) SIDEWALKS	-	65,000	26,000	-	26,000	129,716	220,716
	00192932	EASTBROOK ELEMENTARY SIDEWALKS (GROVE, CITRUS, BEAR GULLY)	-	90,000	48,000	-	48,000	239,351	377,351
	00192933	KENNEL RD SIDEWALKS	-	-	70,000	-	70,000	-	70,000
	00192934	COUNTRY CLUB RD SIDEWALKS	-	-	300,000	-	300,000	-	300,000
	00192935	SPRING VALLEY ROAD	-	-	375,000	-	375,000	-	375,000
	00192936	CURB RAMP RETROFIT	-	-	300,000	-	300,000	300,000	600,000
	00192937	SIDEWALK RECONSTRUCT- ADA DISTRICT 3	-	-	600,000	-	600,000	-	600,000
	00192938	HEALTH DEPARTMENT PEDESTRIAN ACCESS SIDEWALK	-	-	20,000	-	20,000	-	20,000
	00192514	COUNTYWIDE SIDEWALK PROGRAM - FUTURE YEARS	-	-	-	-	-	950,000	950,000
			86,384	1,343,616	2,779,000	-	2,779,000	1,769,067	5,978,067
Traffic Fiber and ATMS									
	00205743	VIDEO DETECTION INSTALLATION (23 LOCATIONS)	-	-	100,000	-	100,000	-	100,000
	00205744	VMS UPGRADES (10 LOCATIONS)	-	-	150,000	-	150,000	-	150,000
			-	-	250,000	-	250,000	-	250,000
Traffic Signals									
	00192021	PEDESTRIAN SIGNALS - MINOR ROADS/TRAIL CROSSINGS	-	-	160,000	-	160,000	-	160,000
	00205501	FUTURE SIGNAL SYSTEMS	-	-	-	-	-	500,000	500,000
	00205556	SR 436 MAST ARM CONVERSION (3 LOCATIONS)	-	-	200,000	-	200,000	-	200,000
	00205631	SR 436 FIBER UPGRADE	-	-	50,000	-	50,000	-	50,000
			-	-	410,000	-	410,000	500,000	910,000

Capital Projects by Department & Family

Department Family	Number	Description	Expenditures thru FY 10/11 A	Budget FY 2011/12 B	FY 2012/13 Budget		Future Funding D	Total A+B+C+D	
					1st Public Hearing C	Change D			
Public Works (cont.)									
Wekiva Basin									
	00265301	WEKIVA BASIN TMDL PHASE I	-	125,000	150,000	-	150,000	-	275,000
	00265401	LAKE MILLS SUB BASIN-ECONLOCKHATCHEE BASIN TMDL GROUP	-	-	125,000	-	125,000	250,000	375,000
	00265501	MULLET LAKE PARK RD - MIDDLE ST JOHNS RIVER BASIN	-	-	175,000	-	175,000	175,000	350,000
			-	125,000	450,000	-	450,000	425,000	1,000,000
	00009002	LAKE JESUP TMDL PROJECT- SOLDIERS CREEK @ CR 427 RSF	109,822	225,029	250,000	-	250,000	2,700,000	3,284,851
	00014601	WYMORE RD - ORANGE COUNTY LINE TO SR 436	1,104,231	-	5,125,000	-	5,125,000	10,125,000	16,354,231
	00187760	SEMINOLE WEKIVA TRL PHASE IV	135,659	514,341	300,000	-	300,000	2,000,000	2,950,000
	00187763	LONGWOOD MARKHAM TRAIL CONNECTOR	-	-	850,000	-	850,000	-	850,000
	00198101	DEAN RD WIDENING	652,366	4,542,325	-	-	-	7,500,000	12,694,691
	00198102	CR 419 WIDENING LANES	2,350,651	4,318,854	15,000,000	-	15,000,000	-	21,669,505
	00205304	SR 434 - RANGELINE RD TO CR 427 (TRIPS)	508,556	2,068,983	1,100,000	-	1,100,000	-	3,677,539
	00243103	PROBATION RELOCATION PROJECT	-	-	-	425,594	425,594	-	425,594
	00255801	SR46 GATEWAY SIDEWALK-HICKMAN TO AIRPORT / JPP	672,893	109,632	156,400	-	156,400	3,128,000	4,066,925
	00262151	PUBLIC WORKS MINOR PROJECTS	-	300,000	300,000	-	300,000	-	600,000
	00262161	Dirt Road Paving Program	-	-	-	1,500,000	1,500,000	2,150,000	3,650,000
	90000102	GENERAL ENGINEERING CONSULTANTS PROJECT I	-	100,000	100,000	-	100,000	-	200,000
	90000103	GENERAL ENGINEERING CONSULTANTS PROJECT II	-	100,000	100,000	-	100,000	-	200,000
			5,534,178	12,279,164	23,281,400	1,925,594	25,206,994	27,603,000	70,623,336
			8,704,871	25,859,264	40,761,039	1,925,594	42,686,633	47,052,212	124,302,980
			\$ 31,188,130	\$ 131,352,206	\$ 66,883,975	\$ 1,925,594	\$ 68,809,569	\$ 89,742,361	\$ 321,092,266

Operating Projects by Department

Department Number	Description	FY 2012/13			Future	Total C+D
		1st Public Hearing	Change	2nd Public Hearing C	(thru FY 2016/17) D	
Community Services						
70000017	Veteran's Memorial Support	\$ -	\$ 150,000	\$ 150,000	\$ -	\$ 150,000
70000701	Medicaid Retroactive Payment	-	-	-	-	-
		-	150,000	150,000	-	150,000
Economic & Community Development Services						
70000300	Curascript A.K.A. Priority Healthcare - QTI Awarded 3/9/04	42,800	-	42,800	-	42,800
70000308	Pershing, LLC/BYN Mellon - QTI Award 3/23/2010	45,000	-	45,000	90,000	135,000
70000314	Axiom Healthcare Pharmacy, Inc.-QTI Awarded 12/13/2011	9,750	-	9,750	38,250	48,000
70000315	Genesis 10 Corp QTI/QACF Awarded 1/24/12	21,875	-	21,875	36,875	58,750
70000316	Pershing, LLC - QTI Awarded 2/14/12	14,000	-	14,000	92,400	106,400
70000318	Primal Innovation - QTI Awarded 5/8/12	3,000	-	3,000	17,000	20,000
70000319	Newport Group - QTI Awarded 3/28/06	6,500	-	6,500	-	6,500
70000321	Proactive Training Technologies Florida - Awarded 8/14/12	36,800	-	36,800	34,800	71,600
70000322	Design Interactive Inc. - QTI Awarded 8/14/12	12,000	-	12,000	9,000	21,000
70000323	Paylocity Corporation - QTI Awarded 8/14/12	166,000	-	166,000	-	166,000
		357,725	-	357,725	318,325	676,050
Environmental Services / Water and Sewer						
70000011	Unidirectional Flushing Program	250,000	-	250,000	1,000,000	1,250,000
70282501	Critical Radio upgrades/replacements	-	-	-	-	-
		250,000	-	250,000	1,000,000	1,250,000
Leisure Services						
70000018	Centennial Project	-	100,000	100,000	-	100,000
		-	100,000	100,000	-	100,000
Public Safety						
70056100	Mobile Data Communications Upgrade	321,526	-	321,526	-	321,526
		321,526	-	321,526	-	321,526
Public Works						
00191663	FUTURE PROJECTS PRELIMINARY ENGINEERING EVALUATION	75,000	-	75,000	-	75,000
00262121	ASSET MANAGEMENT - PAVEMENT	130,000	-	130,000	90,000	220,000
00262122	ASSET MANAGEMENT - INFRASTRUCTURE	75,000	-	75,000	-	75,000
00262131	TRAVEL TIME AND DELAY STUDY	50,000	-	50,000	50,000	100,000
00262505	PEDESTRIAN OVERPASSES - PRESSURE WASHING	25,000	-	25,000	-	25,000
00281801	NPDES Year 4 Permit Support and Permit Renewal	40,000	-	40,000	160,000	200,000
		395,000	-	395,000	300,000	695,000
		\$ 1,324,251	\$ 250,000	\$ 1,574,251	\$ 1,618,325	\$ 3,192,576

Projects by Fund

Fund	Project	FY 2012/13
00100 General Fund		
	70000017W Central Florida Veteran's Memorial Park Support	\$ 150,000
	70000018W Centennial Celebration Project	100,000
		250,000
00108 Facilities Maintenance Fund - GF		
	00273923W HVAC - Water & Sewer	18,725
	00273924W HVAC - Sheriff	25,150
	00273925W HVAC - Public Works	36,010
	00273926W HVAC - Health Department	87,975
	00273931W Roof Capital Maintenance - Leisure	288,072
	00273934W Roof Capital Maintenance - Sheriff	265,204
	00273935W Roof Capital Maintenance - Health Department	478,589
	00273940W Building Exterior - General Government	751,468
	00273941W Building Exterior - Leisure Services	184,876
	00273944W Exterior Building Capital Maintenance - Fire	270,627
	00273950W Flooring - General Government	65,404
	00273951W Flooring - Water & Sewer	8,986
	00273952W Flooring - Leisure Services	127,159
	00273953W Flooring - Public Safety	53,090
	00273954W Flooring - Public Works	64,402
	00273955W Flooring - Sheriff	19,152
	00273960W Fire Alarm - General Government	88,250
		2,833,139
00112 BCC Project Fund		
	00243103 PROBATION RELOCATION PROJECT	425,594
		425,594
10101 Transportation Trust Fund		
	00192938W HEALTH DEPARTMENT PEDESTRIAN ACCESS SIDEWALK	20,000
	00262505W PEDESTRIAN OVERPASSES - PRESSURE WASHING	25,000
		45,000
11200 Fire Protection Fund		
	00189306W Renovation to Fire Station 43	250,000
	70056100W Mobile Data Communications Upgrade	321,526
		571,526
11500 Infrastructure Sales Tax Fund - 1991		
	00014601W WYMORE RD - ORANGE COUNTY LINE TO SR 436	5,125,000
		5,125,000
11541 Infrastructure Sales Tax Fund - 2001		
	00009002W LAKE JESUP TMDL PROJECT- SOLDIERS CREEK @ CR 427 RSF	250,000
	00191663W FUTURE PROJECTS PRELIMINARY ENGINEERING EVALUATION	75,000
	00191673W SR 426 AND W MITCHELL HAMMOCK/RED BUG LAKE RD INTERSECTION IMPRO	400,000
	00191676W CR 46A (W 25TH ST) SAFETY PROJECT	300,000
	00191677W SR 46 INTERSECTION IMPROVEMENTS @ JUNGLE RD / REST HAVEN RD	112,500
	00191678W ORANOLE RD DRAINAGE IMPROVEMENTS	150,000
	00192021W PEDESTRIAN SIGNALS - MINOR ROADS/TRAIL CROSSINGS	160,000
	00192912W STERLING PARK ELEMENTARY/EAGLE CIR SIDEWALKS	200,000
	00192919W HATTAWAY DR SIDEWALK	90,000
	00192921W ADD TRUNCATED DOMES AND CURB RAMPS	150,000
	00192929W FOREST CITY ELEMENTARY SIDEWALKS	300,000
	00192930W WEATHERSFIELD AREA SIDEWALKS	300,000
	00192931W WALKER ELEMENTARY (SNOW HILL RD) SIDEWALKS	26,000
	00192932W EASTBROOK ELEMENTARY SIDEWALKS (GROVE, CITRUS, BEAR GULLY)	48,000
	00192933W KENNEL RD SIDEWALKS	70,000
	00192934W COUNTRY CLUB RD SIDEWALKS	300,000
	00192935W SPRING VALLEY ROAD	375,000
	00192936W CURB RAMP RETROFIT	300,000
	00192937W SIDEWALK RECONSTRUCT- ADA DISTRICT 3	600,000
	00198102W CR 419 WIDENING LANES	15,000,000
	00205304W SR 434 - RANGELINE RD TO CR 427 (TRIPS)	1,100,000
	00205556W SR 436 MAST ARM CONVERSION (3 LOCATIONS)	200,000
	00205631W SR 436 FIBER UPGRADE	50,000

Projects by Fund

Fund	Project	FY 2012/13
11541 Infrastructure Sales Tax Fund - 2001 (cont.)		
	00205743W VIDEO DETECTION INSTALLATION (23 LOCATIONS)	100,000
	00205744W VMS UPGRADES (10 LOCATIONS)	150,000
	00227059W SNOW HILL RD DRAINAGE AND PAVEMENT RECONSTRUCTION PROJECT	1,000,000
	00227062W SAND LAKE ROAD PAVEMENT REHABILITATION	110,000
	00227063W HUNT CLUB BLVD PAVEMENT REHABILITATION	400,000
	00227064W DOUGLAS AVE PAVEMENT REHABILITATION	200,000
	00255801W SR46 GATEWAY SIDEWALK-HICKMAN TO AIRPORT / JPP	156,400
	00262121W ASSET MANAGEMENT - PAVEMENT	130,000
	00262122W ASSET MANAGEMENT - INFRASTRUCTURE	75,000
	00262131W TRAVEL TIME AND DELAY STUDY	50,000
	00262151W PUBLIC WORKS MINOR PROJECTS	300,000
	00262161W Dirt Road Paving Program	1,500,000
	00265101W COUNTYWIDE PIPE LINING PARENT PROJECT	760,000
	00265211W SIX MILE CREEK @ MILLER ROAD - LAKE JESUP BASIN- SIX MILE CREEK	100,000
	00265212W SIX MILE CREEK @ EAGLE LAKE RSF -LAKE JESUP BASIN TMDL	125,000
	00265301W WEKIVA BASIN TMDL PHASE I	150,000
	00265401W LAKE MILLS SUB BASIN-ECONLOCKHATCHEE BASIN TMDL GROUP	125,000
	00265501W MULLET LAKE PARK RD - MIDDLE ST JOHNS RIVER BASIN	175,000
	00283100W BRIDGE MAINTENANCE PROJECTS	500,000
	90000102W GENERAL ENGINEERING CONSULTANTS PROJECT I	100,000
	90000103W GENERAL ENGINEERING CONSULTANTS PROJECT II	100,000
	90000115W ASPHALT SURFACE MAINTENANCE PROGRAM	6,000,000
	90000116W BRIDGE INSPECTION, REHABILITATION, AND REPAIRS	400,000
	90000118W TRAIL ASPHALT RECONSTRUCT/RESURFACING	200,000
		33,462,900
11901 Community Development Block Grant		
	00285601W Target Area Sidewalks	100,000
	00285701W Midway Street Light Upgrade	90,000
	00285801W City of Oviedo Round Lake Park Improvements/Rehabilitation	240,000
		430,000
12801 Fire/Rescue-Impact Fee		
	00012804W Traffic Preemption Devices	50,000
		50,000
13000 Stormwater Fund - GF		
	00281801W NPDES Year 4 Permit Support and Permit Renewal	40,000
		40,000
13100 Economic Development - GF		
	70000300W Curascript A.K.A. Priority Healthcare - QTI Awarded 3/9/04	42,800
	70000308W Pershing, LLC/BYN Mellon - QTI Award 3/23/2010	45,000
	70000314W Axium Healthcare Pharmacy, Inc.-QTI Awarded 12/13/2011	9,750
	70000315W Genesis 10 Corp QTI/QACF Awarded 1/24/12	21,875
	70000316W Pershing, LLC - QTI Awarded 2/14/12	14,000
	70000318W Primal Innovation - QTI Awarded 5/8/12	3,000
	70000319W Newport Group - QTI Awarded 3/28/06	6,500
	70000321W Proactive Training Technologies Florida - Awarded 8/14/12	36,800
	70000322W Design Interactive Inc. QTI Awarded 8/14/12	12,000
	70000323W Paylocity Corporation - JGI Awarded 8/14/12	166,000
		357,725
13300 17/92 Redevelopment Fund		
	00282801W Mast Arm Construction Projects	1,750,000
		1,750,000
32100 Natural Lands/Trails Bond Fund		
	00187760W SEMINOLE WEKIVA TRL PHASE IV	300,000
	00187763W LONGWOOD MARKHAM TRAIL CONNECTOR	850,000
		1,150,000
40100 Water And Sewer Operating Fund		
	00022901W ARM Meter Replacement Program	979,290
	70000011W Unidirectional Flushing Program	250,000
		1,229,290

Projects by Fund

Fund	Project	FY 2012/13
40102 Water Connection Fees		
	00021700W Oversizing and Extension (Parent)	25,875
	00024803W SCADA SYSTEM UPGRADES	6,981
	00024806W SCADA System Hardware	23,000
	00065200W Minor Utility Roads Upgrades (Parent)	28,907
	00065215W Cassel Creek Utility Relocates	6,203
	00164301W YANKEE LK ALTERNATIVE WATER	62,500
	00178301W Country Club Well #3	423,000
		423,000
		576,466
40103 Sewer Connection Fees		
	00021700W Oversizing and Extension (Parent)	31,625
	00024803W SCADA SYSTEM UPGRADES	10,471
	00024806W SCADA System Hardware	34,500
	00065200W Minor Utility Roads Upgrades (Parent)	36,791
	00082900W Wastewater Pumping Improvements (Parent)	375,000
	00082912W HEATHROW MASTER PUMP STATION UPGRADES	323,073
	00082914W Pump Station Conversion to Digital Radio	208,726
	00083104W Woodcrest 5 Pump Station	4,750
	00219701W SR 46 Force Main Extension	88,800
	00223101W Residential Reclaimed Water Main Retrofit Phase IV	3,636,000
	00227402W GW LAKE MARY PUMP STATION MODIFICATIONS	59,727
	00283001W Aloma Ave./SR 436-Red Bug Rd. Flyover Force Main Relocation	44,000
		44,000
		4,853,463
40105 Water and Sewer Bonds, Series 2006		
	00283001W Aloma Ave./SR 436-Red Bug Rd. Flyover Force Main Relocation	56,000
		56,000
40106 Water and Sewer Bonds, Series 2010		
	00195702W Lynwood WTF Upgrade/Ozone	3,432,794
		3,432,794
40108 Water and Sewer (Operating) Capital Fund		
	00024803W SCADA SYSTEM UPGRADES	17,452
	00024806W SCADA System Hardware	57,500
	00063601W Chapman Road Utility Relocation	167,603
	00064522W Misc Interconnects Phase 2	36,946
	00064523W LARGE METER IMPROVEMENT PROGRAM	27,586
	00064536W Reclaim Main Valve Upgrades	25,000
	00065200W Minor Utility Roads Upgrades (Parent)	197,097
	00065209W DEAN ROAD WIDENING	228,000
	00065213W Howard Avenue Potable Water Improvements	77,526
	00065214W Longwood/Markham Road Trail Extension	57,500
	00065215W Cassel Creek Utility Relocates	6,203
	00082900W Wastewater Pumping Improvements (Parent)	1,125,000
	00082912W HEATHROW MASTER PUMP STATION UPGRADES	969,217
	00082914W Pump Station Conversion to Digital Radio	1,878,530
	00083104W Woodcrest 5 Pump Station	14,250
	00178301W Country Club Well #3	423,000
	00178302W COUNTRY CLUB RW AND FW MAINS	344,344
	00195700W WATER QUALITY PLANT UPGRADES - PARENT	60,000
	00195702W Lynwood WTF Upgrade/Ozone	1,479,949
	00195703W Ser WTP Improvements/Ozone	1,383,692
	00201101W Consumptive Use Permit Consolidation	17,500
	00201500W POTABLE WELL IMPROVEMENTS - PARENT	115,000
	00201503W CUP Required Projects	896,290
	00201510W Potable Well Evaluations	240,000
	00203101W Security Improvements/Enhancements	250,000
	00203203W Apple Valley Well Replacement	350,000
	00203204W Apple Valley Water Treatment Plant Upgrades-Phase 1&2	998,099
	00216402W IRON BRIDGE - EQUIPMENT REPLACEMENT	73,135
	00216404W IRON BRIDGE - FLOW EQUALIZATION	127,560
	00216410W Iron Bridge - Wetland Pump Station	510,240
	00216701W MARKHAM PLANT H2S TREATMENT	242,010

Projects by Fund

Fund	Project	FY 2012/13
40108 Water and Sewer (Operating) Capital Fund (cont.)		
	00216702W HEATHROW WELL EQUIPMENT IMPROVEMENTS	28,832
	00216703W HEATHROW WELLFIELD REDIRECT	338,983
	00216705W Markham Wells Property Acquisition/Replacement-NWSA Supply Well	100,000
	00219701W SR 46 Force Main Extension	59,200
	00227402W GW LAKE MARY PUMP STATION MODIFICATIONS	179,179
	00283002W SSNOCWTA Infiltration & Inflow Corrections in SE Collection Sys	230,000
		13,332,423
40201 Solid Waste Fund		
	00201901W Tipping Floor Resurfacing	150,000
	00244601W Landfill Gas System Expansion	262,500
		412,500
		\$ 70,383,820